

SORAB S. ENGINEER & CO. (Regd.)
CHARTERED ACCOUNTANTS

TELEPHONE : +91 79 29700466
: +91 79 48006782
EMAIL : sseahm@sseco.in
: sseahm@hotmail.com
WEB : www.sseco.in



804, SAKAR-IX,
BESIDES OLD RBI,
ASHRAM ROAD,
AHMEDABAD-380 009

INDEPENDENT AUDITOR'S REPORT

TO THE MEMBERS OF ARVIND INTERNET LIMITED

Report on the Audit of the Financial Statements

Opinion

We have audited the accompanying financial statements of Arvind Internet Limited ("the Company"), which comprise the Balance Sheet as at March 31, 2019, the Statement of Profit and Loss (including Other Comprehensive Income), the Statement of Changes in Equity and the Statement of Cash Flows for the year ended on that date and notes to the financial statements including a summary of the significant accounting policies and other explanatory information (hereinafter referred to as "the financial statements").

In our opinion and to the best of our information and according to the explanations given to us, the aforesaid financial statements give the information required by the Companies Act, 2013 ("the Act") in the manner so required and give a true and fair view in conformity with the Indian Accounting Standards prescribed under section 133 of the Act read with the Companies (Indian Accounting Standards) Rules, 2015, as amended, ("Ind AS") and other accounting principles generally accepted in India, of the state of affairs of the Company as at March 31, 2019, the loss and total comprehensive income, changes in equity and its cash flows for the year ended on that date.


Basis for Opinion

We conducted our audit of the financial statements in accordance with the Standards on Auditing specified under section 143(10) of the Act (SAs). Our responsibilities under those Standards are further described in the *Auditor's Responsibilities for the Audit of the Financial Statements* section of our report. We are independent of the Company in accordance with the Code of Ethics issued by the Institute of Chartered Accountants of India (ICAI) together with the independence requirements that are relevant to our audit of the financial statements under the provisions of the Act and the Rules made thereunder, and we have fulfilled our other ethical responsibilities in accordance with these requirements and the ICAI's Code of Ethics. We believe that the audit evidence we have obtained is sufficient and appropriate to provide a basis for our audit opinion on the financial statements.

Information Other than the Financial Statements and Auditor's Report Thereon

The Company's Board of Directors is responsible for the other information. The other information comprises the information included in the Management Discussion and Analysis, Board's Report including Annexures to Board's Report, Business Responsibility Report, Corporate Governance and Shareholder's Information, but does not include the financial statements and our auditor's report thereon.

Our opinion on the financial statements does not cover the other information and we do not express any form of assurance conclusion thereon.


Head Office : 902, Raheja Centre, Free Press Journal Marg, Nariman Point, Mumbai-400 021.
Telephone : +91 22 2282 4811, 2204 0861 • Email : sorabsengineer@yahoo.com, ssemum@sseco.in

Bengaluru Branch : F-1, Vaastu Jayalaxmi, B Street, Opp. Fortis Hospital, 1st Main Road, Sheshadripuram, Bengaluru-560020.
Telephone : +91 9925879234 • Email : sseblr@sseco.in

SORAB S. ENGINEER & CO. (Regd.)

In connection with our audit of the financial statements, our responsibility is to read the other information and, in doing so, consider whether the other information is materially inconsistent with the financial statements or our knowledge obtained in the audit or otherwise appears to be materially misstated.

If, based on the work we have performed, we conclude that there is a material misstatement of this other information, we are required to report that fact. We have nothing to report in this regard.

Responsibilities of Management and Those Charged with Governance for the Financial Statements

The Company's Board of Directors is responsible for the matters stated in section 134(5) of the Act with respect to the preparation of these financial statements that give a true and fair view of the financial position, financial performance, total comprehensive income, changes in equity and cash flows of the Company in accordance with the Ind AS and other accounting principles generally accepted in India. This responsibility also includes maintenance of adequate accounting records in accordance with the provisions of the Act for safeguarding the assets of the Company and for preventing and detecting frauds and other irregularities; selection and application of appropriate accounting policies; making judgments and estimates that are reasonable and prudent; and design, implementation and maintenance of adequate internal financial controls, that were operating effectively for ensuring the accuracy and completeness of the accounting records, relevant to the preparation and presentation of the financial statements that give a true and fair view and are free from material misstatement, whether due to fraud or error.

In preparing the financial statements, management is responsible for assessing the Company's ability to continue as a going concern, disclosing, as applicable, matters related to going concern and using the going concern basis of accounting unless Board of Directors either intends to liquidate the Company or to cease operations, or has no realistic alternative but to do so.

Those Board of Directors are also responsible for overseeing the Company's financial reporting process.

Auditor's Responsibilities for the Audit of the Financial Statements

Our objectives are to obtain reasonable assurance about whether the financial statements as a whole are free from material misstatement, whether due to fraud or error, and to issue an auditor's report that includes our opinion. Reasonable assurance is a high level of assurance but is not a guarantee that an audit conducted in accordance with SAs will always detect a material misstatement when it exists. Misstatements can arise from fraud or error and are considered material if, individually or in the aggregate, they could reasonably be expected to influence the economic decisions of users taken on the basis of these financial statements.

As part of an audit in accordance with SAs, we exercise professional judgment and maintain professional skepticism throughout the audit. We also:

- Identify and assess the risks of material misstatement of the financial statements, whether due to fraud or error, design and perform audit procedures responsive to those risks, and obtain audit evidence that is sufficient and appropriate to provide a basis for our opinion. The risk of not detecting a material misstatement resulting from fraud is higher than for one resulting from error, as fraud may involve collusion, forgery, intentional omissions, misrepresentations, or the override of internal control.
- Obtain an understanding of internal financial controls relevant to the audit in order to design audit procedures that are appropriate in the circumstances. Under section 143(3)(i) of the Act, we are also



SORAB S. ENGINEER & CO. (Regd.)

responsible for expressing our opinion on whether the Company has adequate internal financial controls system in place and the operating effectiveness of such controls.

- Evaluate the appropriateness of accounting policies used and the reasonableness of accounting estimates and related disclosures made by management.
- Conclude on the appropriateness of management's use of the going concern basis of accounting and, based on the audit evidence obtained, whether a material uncertainty exists related to events or conditions that may cast significant doubt on the Company's ability to continue as a going concern. If we conclude that a material uncertainty exists, we are required to draw attention in our auditor's report to the related disclosures in the financial statements or, if such disclosures are inadequate, to modify our opinion. Our conclusions are based on the audit evidence obtained up to the date of our auditor's report. However, future events or conditions may cause the Company to cease to continue as a going concern.
- Evaluate the overall presentation, structure and content of the financial statements, including the disclosures, and whether the financial statements represent the underlying transactions and events in a manner that achieves fair presentation.

Materiality is the magnitude of misstatements in the financial statements that, individually or in aggregate, makes it probable that the economic decisions of a reasonably knowledgeable user of the financial statements may be influenced. We consider quantitative materiality and qualitative factors in (i) planning the scope of our audit work and in evaluating the results of our work; and (ii) to evaluate the effect of any identified misstatements in the financial statements.

We communicate with those charged with governance regarding, among other matters, the planned scope and timing of the audit and significant audit findings, including any significant deficiencies in internal control that we identify during our audit.

We also provide those charged with governance with a statement that we have complied with relevant ethical requirements regarding independence, and to communicate with them all relationships and other matters that may reasonably be thought to bear on our independence, and where applicable, related safeguards.

From the matters communicated with those charged with governance, we determine those matters that were of most significance in the audit of the financial statements of the current period and are therefore the key audit matters. We describe these matters in our auditor's report unless law or regulation precludes public disclosure about the matter or when, in extremely rare circumstances, we determine that a matter should not be communicated in our report because the adverse consequences of doing so would reasonably be expected to outweigh the public interest benefits of such communication.

Report on Other Legal and Regulatory Requirements

1. As required by the Companies (Auditor's report) Order, 2016 ("The Order"), issued by the Central Government of India in terms of sub-section (11) of section 143 of the Companies Act, 2013, we give in the "Annexure B" a statement on the matters specified in paragraphs 3 and 4 of the order, to the extent applicable.
2. As required by Section 143(3) of the Act, based on our audit we report that:
 - a) We have sought and obtained all the information and explanations which to the best of our knowledge and belief were necessary for the purposes of our audit.



SORAB S. ENGINEER & CO. (Regd.)

- b) In our opinion, proper books of account as required by law have been kept by the Company so far as it appears from our examination of those books.
- c) The Balance Sheet, the Statement of Profit and Loss including Other Comprehensive Income, Statement of Changes in Equity and the Statement of Cash Flow dealt with by this Report are in agreement with the relevant books of account.
- d) In our opinion, the aforesaid financial statements comply with the Ind AS specified under Section 133 of the Act, read with Rule 7 of the Companies (Accounts) Rules, 2014.
- e) On the basis of the written representations received from the directors as on March 31, 2019 taken on record by the Board of Directors, none of the directors is disqualified as on March 31, 2019 from being appointed as a director in terms of Section 164 (2) of the Act.
- f) With respect to the adequacy of the internal financial controls over financial reporting of the Company and the operating effectiveness of such controls, refer to our separate Report in "Annexure A".
- g) In our opinion and to the best of our information and according to the explanations given to us, the remuneration paid by the Company to its directors during the year is in accordance with the provisions of section 197 of the Act.
- h) With respect to the other matters to be included in the Auditor's Report in accordance with Rule 11 of the Companies (Audit and Auditors) Rules, 2014, as amended in our opinion and to the best of our information and according to the explanations given to us:
 - i. The Company has no pending litigations which has an impact on its financial position in its financial statements.
 - ii. The Company did not have any long-term contracts including derivative contracts for which there were any material foreseeable losses.
 - iii. There has been no amounts required to be transferred, to the Investor Education and Protection Fund by the Company.

For **Sorab S. Engineer & Co.**
Chartered Accountants
Firm's Registration No. 110417W



CA. Chokshi Shreyas B.
Partner
Membership No.100892

Ahmedabad

ANNEXURE "A" TO THE INDEPENDENT AUDITOR'S REPORT

(Referred to in paragraph 1(f) under 'Report on Other Legal and Regulatory Requirements' section of our report to the Members of ARVIND INTERNET Limited of even date)

Report on the Internal Financial Controls Over Financial Reporting under Clause (i) of Sub-section 3 of Section 143 of the Companies Act, 2013 ("the Act")

We have audited the internal financial controls over financial reporting of **ARVIND INTERNET LIMITED** ("the Company") as of March 31, 2019 in conjunction with our audit of the financial statements of the Company for the year ended on that date.

Management's Responsibility for Internal Financial Controls

The Board of Directors of the Company is responsible for establishing and maintaining internal financial controls based on the internal control over financial reporting criteria established by the Company considering the essential components of internal control stated in the Guidance Note on Audit of Internal Financial Controls Over Financial Reporting issued by the Institute of Chartered Accountants of India. These responsibilities include the design, implementation and maintenance of adequate internal financial controls that were operating effectively for ensuring the orderly and efficient conduct of its business, including adherence to respective company's policies, the safeguarding of its assets, the prevention and detection of frauds and errors, the accuracy and completeness of the accounting records, and the timely preparation of reliable financial information, as required under the Companies Act, 2013.

Auditor's Responsibility

Our responsibility is to express an opinion on the internal financial controls over financial reporting of the Company based on our audit. We conducted our audit in accordance with the Guidance Note on Audit of Internal Financial Controls Over Financial Reporting (the "Guidance Note") issued by the Institute of Chartered Accountants of India and the Standards on Auditing prescribed under Section 143(10) of the Companies Act, 2013, to the extent applicable to an audit of internal financial controls. Those Standards and the Guidance Note require that we comply with ethical requirements and plan and perform the audit to obtain reasonable assurance about whether adequate internal financial controls over financial reporting was established and maintained and if such controls operated effectively in all material respects.

Our audit involves performing procedures to obtain audit evidence about the adequacy of the internal financial controls system over financial reporting and their operating effectiveness. Our audit of internal financial controls over financial reporting included obtaining an understanding of internal financial controls over financial reporting, assessing the risk that a material weakness exists, and testing and evaluating the design and operating effectiveness of internal control based on the assessed risk. The procedures selected depend on the auditor's judgement, including the assessment of the risks of material misstatement of the financial statements, whether due to fraud or error.

We believe that the audit evidence we have obtained, is sufficient and appropriate to provide a basis for our audit opinion on the internal financial controls system over financial reporting of the Company.



Meaning of Internal Financial Controls Over Financial Reporting

A company's internal financial control over financial reporting is a process designed to provide reasonable assurance regarding the reliability of financial reporting and the preparation of financial statements for external purposes in accordance with generally accepted accounting principles. A company's internal financial control over financial reporting includes those policies and procedures that (1) pertain to the maintenance of records that, in reasonable detail, accurately and fairly reflect the transactions and dispositions of the assets of the company; (2) provide reasonable assurance that transactions are recorded as necessary to permit preparation of financial statements in accordance with generally accepted accounting principles, and that receipts and expenditures of the company are being made only in accordance with authorisations of management and directors of the company; and (3) provide reasonable assurance regarding prevention or timely detection of unauthorised acquisition, use, or disposition of the company's assets that could have a material effect on the financial statements.

Limitations of Internal Financial Controls Over Financial Reporting

Because of the inherent limitations of internal financial controls over financial reporting, including the possibility of collusion or improper management override of controls, material misstatements due to error or fraud may occur and not be detected. Also, projections of any evaluation of the internal financial controls over financial reporting to future periods are subject to the risk that the internal financial control over financial reporting may become inadequate because of changes in conditions, or that the degree of compliance with the policies or procedures may deteriorate.

Opinion

In our opinion, to the best of our information and according to the explanations given to us, the Company has, in all material respects, an adequate internal financial controls system over financial reporting and such internal financial controls over financial reporting were operating effectively as at March 31, 2019, based on the internal control over financial reporting criteria established by the Company considering the essential components of internal control stated in the Guidance Note on Audit of Internal Financial Controls Over Financial Reporting issued by the Institute of Chartered Accountants of India.

For **Sorab S. Engineer & Co.**

Chartered Accountants

Firm's Registration No. 110417W



CA. Chokshi Shreyas B.

Partner

Membership No.100892

Ahmedabad

ANNEXURE 'B' TO THE INDEPENDENT AUDITOR'S REPORT

(Referred to in paragraph 2 under 'Report on Other Legal and Regulatory Requirements' section of our report to the Members of ARVIND INTERNET Limited of even date)

- (i) According to the information and explanations given to us, the Company does not hold any fixed assets.
- (ii) According to the information and explanations given to us, the Company does not hold any inventories.
- (iii) The Company has not granted secured / unsecured loans to Companies, firms, Limited Liability Partnerships or other parties covered in the register maintained under Section 189 of the Act. Consequently, requirements of clause (iii) of paragraph 3 of the order are not applicable.
- (iv) The Company has not advanced any loan or given any guarantee or provided any security or made any investment covered under section 185 and 186 of the Act. Consequently, requirements of clause (iv) of paragraph 3 of the order are not applicable.
- (v) In our opinion and according to the information and explanations given to us, the Company has not accepted any deposits from the public within the meaning of Sections 73 to 76 or any other relevant provisions of the Act and rules framed thereunder. No order has been passed by the Company Law Board or National Company Law Tribunal or Reserve Bank of India or any Court or any other Tribunal.
- (vi) To the best of our knowledge and belief, the Central Government has not prescribed maintenance of cost records under section 148 (1) of the Companies Act, 2013 in respect of the Company's product. Consequently, requirement of clause (vi) of paragraph 3 of the order is not applicable.
- (vii) (a) The Company is generally regular in depositing with appropriate authorities undisputed statutory dues including Provident Fund, Employees' State Insurance, Income Tax, Wealth Tax, Goods and Service Tax, Duty of Custom, Cess and other material statutory dues applicable to it. According to the information and explanations given to us, no undisputed amounts payable in respect of outstanding statutory dues were in arrears as at March 31, 2019 for a period of more than six months from the date they became payable.
(b) According to the information and explanations given to us, there are no amounts payable as on March 31, 2019 on account of any dispute.
- (viii) In our opinion and according to the information and explanations given to us, the Company has not defaulted in repayment of dues to financial institutions and banks.
- (ix) To the best of our knowledge and belief and according to the information and explanations given to us, the Company has not raised moneys by way of initial public offer or further public offer. However, the term loans obtained during the year were, *prima facie*, applied by the Company for the purpose for which they were raised, other than temporary deployment pending application.
- (x) To the best of our knowledge and belief and according to the information and explanations given to us, no fraud by the Company or on the Company by its officers or employees has been noticed or reported during the year.
- (xi) To the best of our knowledge and belief and according to the information and explanations given to us, the Company has not paid any managerial remuneration during the year under review. Consequently, requirements of Clause (xi) of paragraph 3 of the order are not applicable.
- (xii) The Company is not a Nidhi Company. Consequently, requirements of clause (xii) of paragraph 3 of the order are not applicable.

SORAB S. ENGINEER & CO. (Regd.)

- (xiii) To the best of our knowledge and belief and according to the information and explanations given to us, all transactions with the related parties are in compliance with sections 177 and 188 of the Act where applicable and the details have been disclosed in the Ind AS financial statements etc. as required by the applicable accounting standards.
- (xiv) To the best of our knowledge and belief and according to the information and explanations given to us, the Company has not made any preferential allotment or private placement of shares or fully or partly convertible debentures during the year under review. Consequently, requirements of clause (xiv) of paragraph 3 of the order are not applicable.
- (xv) To the best of our knowledge and belief and according to the information and explanations given to us, the Company has not entered into any non-cash transactions with directors or persons connected with him.
- (xvi) According to the nature of the business, the Company is not required to be registered under section 45-IA of the Reserve Bank of India Act, 1934.

For **Sorab S. Engineer & Co.**
Chartered Accountants

Firm Registration No. 110417W



CA. Chokshi Shreyas B.

Partner

Membership No. 100892

Ahmedabad


Arvind Internet Limited
Balance Sheet as at March 31, 2019


Particulars	Notes	As at March 31, 2019 Rupees	As at March 31, 2018 Rupees
ASSETS			
I. Non-current assets			
(a) Financial assets			
(i) Investments	5	11,49,99,423	11,50,00,000
Total non-current assets		11,49,99,423	11,50,00,000
II. Current assets			
(a) Financial assets			
(i) Cash and cash equivalents	5	2,88,784	1,630
(ii) Other Current Assets	5	1,66,300	-
Total current assets		4,55,084	1,630
Total Assets		11,54,54,507	11,50,01,630
EQUITY AND LIABILITIES			
Equity			
Equity share capital	6	33,05,56,000	33,05,56,000
Other equity	7	(21,75,99,742)	(21,74,07,438)
Total equity		11,29,56,258	11,31,48,562
LIABILITIES			
Current liabilities			
(a) Financial liabilities			
(i) Trade payables	8		
A. Total outstanding dues of micro enterprises and small enterprises		-	-
B. Total outstanding dues of creditors other than micro enterprises and small enterprises		3,77,684	14,85,934
(ii) Short Term Borrowings	8	21,14,413	3,64,413
(b) Other current liabilities	9	6,152	2,721
Total current liabilities		24,98,249	18,53,068
Total equity and liabilities		11,54,54,507	11,50,01,630
Summary of significant accounting policies	3		

The accompanying notes are an integral part of the financial statements.

As per our report of even date
For Sorab S. Engineer & Co.
Firm Registration No.110417W
Chartered Accountants
CA. Chokshi Shreyas B.
Partner
Membership No.100892
Ahmedabad

For and on behalf of the board of directors of
Arvind Internet Limited

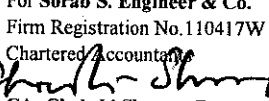

Director
DIN:
Ahmedabad


Director
DIN:
Ahmedabad


Arvind Internet Limited
Statement of profit and loss for the year ended March 31, 2019


Particulars	Notes	Year ended March 31, 2019 Rupees	Year ended March 31, 2018 Rupees
Income			
Other income	10	-	1,50,000
Total income (I)		<u>-</u>	<u>1,50,000</u>
Expenses			
Finance costs	11	39,018	27,296
Other expenses	12	1,53,286	1,91,587
Total expenses (II)		<u>1,92,304</u>	<u>2,18,883</u>
Profit/(Loss) before Exceptional Items (III)= (I-II)		<u>(1,92,304)</u>	<u>(68,883)</u>
Exceptional items (IV)		-	-
Profit/(Loss) before Tax (V)= (III+IV)		<u>(1,92,304)</u>	<u>(68,883)</u>
Tax expense			
Current tax		-	-
Deferred tax		-	-
Total tax expense (VI)		<u>-</u>	<u>-</u>
Profit/(Loss) after Tax (IX)= (VII-VIII)		<u>(1,92,304)</u>	<u>(68,883)</u>
Other comprehensive income		-	-
Total other comprehensive income for the period, net of tax (VIII)		<u>(1,92,304)</u>	<u>(68,883)</u>
Earning per equity share [nominal value per share Rs.10/- (March 31, 2018: Rs.10/-)]			
Basic	17	(0.006)	(0.002)
Diluted	17	(0.006)	(0.002)
Summary of significant accounting policies	3		

The accompanying notes are an integral part of the financial statements.

As per our report of even date
For **Sorab S. Engineer & Co.**
Firm Registration No.110417W
Chartered Accountants

CA. Chokshi Shreyas B.
Partner
Membership No.100892
Ahmedabad

For and on behalf of the board of directors of
Arvind Internet Limited


Director
DIN:
Ahmedabad


Director
DIN:
Ahmedabad


Arvind Internet Limited

Statement of cash flows for the year ended March 31, 2019


Particulars	Year ended March 31, 2019 Rupees	Year ended March 31, 2018 Rupees
A Operating activities		
Profit Before taxation	(1,92,304)	(68,883)
<i>Adjustments to reconcile profit before tax to net cash flows:</i>		
Share of profit/(loss) of LLP	577	
Interest and Other Borrowing Cost	39,018	27,296
	<u>39,595</u>	<u>27,296</u>
Operating Profit before Working Capital Changes	(1,52,709)	(41,587)
Working Capital Changes:		
Changes in trade payables	(11,08,250)	(2,95,092)
Changes in other current liabilities	3,431	(438)
Changes in other current assets	(1,66,300)	-
Net Changes in Working Capital	(12,71,119)	(2,95,530)
Cash Generated from Operations	(14,23,828)	(3,37,117)
Direct Taxes paid (Net of Income Tax refund)	-	-
Net Cash from Operating Activities	(14,23,828)	(3,37,117)
B Cash Flow from Investing Activities		
Changes in Investment	-	-
Net cash flow from Investing Activities	-	-
C Cash Flow from Financing Activities		
Changes in Short term Borrowings	17,50,000	3,64,413
Interest and Other Borrowing Cost Paid	(39,018)	(27,296)
Net Cash flow from Financing Activities	17,10,982	3,37,117
Net Increase/(Decrease) in cash & cash equivalents	2,87,154	-
Cash & Cash equivalent at the beginning of the year	1,630	1,630
Cash & Cash equivalent at the end of the year	2,88,784	1,630


Particulars	Year ended March 31, 2019 Rupees	Year ended March 31, 2018 Rupees
Cash and cash equivalents comprise of: (Note 5)		
Cash on Hand		
Balances with Banks	2,88,784	1,630
Cash and cash equivalents	2,88,784	1,630

As per our report of even date attached
For, Sorab S. Engineer & Co.
Firm Registration No. 110417W
Chartered Accountants


CA. Chokshi Shreyas B.
Partner
Membership No. 100892
Ahmedabad

For and on behalf of the board of directors of
Arvind Internet Limited


Director
DIN:
Ahmedabad


Director
DIN:
Ahmedabad

Arvind Internet Limited
Statement of changes in Equity for the year ended March 31, 2019

A. Equity share capital

Balance	In Rs.
	Note 6 :
As at April 1, 2017	33,05,56,000
Issue of Equity Share capital	-
As at March 31, 2018	33,05,56,000
Issue of Equity Share capital	-
As at March 31, 2019	33,05,56,000

B. Other equity

Attributable to the equity holders of the company

Particulars	Reserves and Surplus		In Rs.
	Securities premium	Retained Earnings	Total equity
	Note 7	Note 7	
Balance as at April 1, 2017	42,44,000	(22,15,82,555)	(21,73,38,555)
Loss for the year	-	(68,883)	(68,883)
Balance as at March 31, 2018	42,44,000	(22,16,51,438)	(21,74,07,438)
Balance as at April 1, 2018	42,44,000	(22,16,51,438)	(21,74,07,438)
Loss for the year	-	(1,92,304)	(1,92,304)
Balance as at March 31, 2019	42,44,000	(22,18,43,742)	(21,75,99,742)

The accompanying notes are an integral part of the financial statements.

As per our report of even date

For, Sorab S. Engineer & Co.
 Firm Registration No.110417W
 Chartered Accountants

Chokshi Shreyas B.

CA. Chokshi Shreyas B.
 Partner
 Membership No. 100892
 Ahmedabad

For and on behalf of the board of directors of
 Arvind Internet Limited

[Signature]

Director
 DIN:
 Ahmedabad

[Signature]

Director
 DIN:
 Ahmedabad

NOTES TO AND FORMING PART OF THE FINANCIAL STATEMENTS AS AT AND FOR THE YEAR ENDED 31 MARCH 2018

1. Corporate Information

Arvind Internet limited is a wholly owned subsidiary of Arvind Limited.

The financial statements were authorised for issue in accordance with a resolution of the directors on May 02, 2018.

2. Statement of Compliance and Basis of Preparation

2.1 Compliance with Ind AS

The financial statements have been prepared in accordance with Indian Accounting Standards (“Ind AS”) as issued under the Companies (Indian Accounting Standards) Rules, 2015.

2.2 Historical Cost Convention

The financial statements have been prepared on a historical cost basis, except for the followings:

- Certain financial assets and liabilities measured at fair value (refer accounting policy regarding financial instruments);
- Value in Use

2.3 Rounding of amounts

The financial statements are presented in INR and all values are rounded to the nearest rupee as per the requirement of Schedule III.

3. Summary of Significant Accounting Policies

The following are the significant accounting policies applied by the Company in preparing its financial statements consistently to all the periods.

3.1. Current versus non-current classification

The Company presents assets and liabilities in the Balance Sheet based on current/non-current classification.

An asset is current when it is:

- Expected to be realised or intended to be sold or consumed in the normal operating cycle;
- Held primarily for the purpose of trading;
- Expected to be realised within twelve months after the reporting period; or
- Cash or cash equivalent unless restricted from being exchanged or used to settle a liability for at least twelve months after the reporting period.

All other assets are classified as non-current.

A liability is current when:

- It is expected to be settled in the normal operating cycle;
- It is held primarily for the purpose of trading;
- It is due to be settled within twelve months after the reporting period; or
- There is no unconditional right to defer the settlement of the liability for at least twelve months after the reporting period.

The Company classifies all other liabilities as non-current.

Deferred tax assets and liabilities are classified as non-current assets and liabilities.

Operating cycle

Operating cycle of the Company is the time between the acquisition of assets for processing and their realisation in cash or cash equivalents. As the Company's normal operating cycle is not clearly identifiable, it is assumed to be twelve months.

3.2. Use of estimates and judgements

The estimates and judgements used in the preparation of the financial statements are continuously evaluated by the Company and are based on historical experience and various other assumptions and factors (including expectations of future events) that the Company believes to be reasonable under the existing circumstances. Difference between actual results and estimates are recognised in the period in which the results are known / materialised.

The said estimates are based on the facts and events, that existed as at the reporting date, or that occurred after that date but provide additional evidence about conditions existing as at the reporting date.

3.3. Foreign currencies

The Company's financial statements are presented in INR, which is also the Company's functional and presentation currency.

Transactions and balances

Transactions in foreign currencies are initially recorded by the Company's functional currency spot rates at the date the transaction first qualifies for recognition.

Monetary assets and liabilities denominated in foreign currencies are translated at the functional currency spot rates of exchange at the reporting date. Differences arising on settlement of such transaction and on translation of monetary assets and liabilities denominated in foreign currencies at year end exchange rate are recognised in profit or loss. They are deferred in equity if they relate to qualifying cash flow hedges.



Non-monetary items that are measured in terms of historical cost in a foreign currency are translated using the exchange rates at the dates of the initial transactions. Non-monetary items measured at fair value in a foreign currency are translated using the exchange rates at the date when the fair value is determined. The gain or loss arising on translation of non-monetary items measured at fair value is treated in line with the recognition of the gain or loss on the change in fair value of the item (i.e., translation differences on items whose fair value gain or loss is recognised in OCI or profit or loss are also recognised in OCI or profit or loss, respectively).

3.4. Fair value measurement

The Company measures financial instruments such as derivatives and Investments at fair value at the end of each reporting period.

Fair value is the price that would be received to sell an asset or paid to transfer a liability in an orderly transaction between market participants at the measurement date. The fair value measurement is based on the presumption that the transaction to sell the asset or transfer the liability takes place either:

- In the principal market for the asset or liability
- Or
- In the absence of a principal market, in the most advantageous market for the asset or liability.

The principal or the most advantageous market must be accessible by the Company.

The fair value of an asset or a liability is measured using the assumptions that market participants would use when pricing the asset or liability, assuming that market participants act in their economic best interest.

A fair value measurement of a non-financial asset takes into account a market participant's ability to generate economic benefits by using the asset in its highest and best use or by selling it to another market participant that would use the asset in its highest and best use.

The Company uses valuation techniques that are appropriate in the circumstances and for which sufficient data are available to measure fair value, maximising the use of relevant observable inputs and minimising the use of unobservable inputs.

All assets and liabilities for which fair value is measured or disclosed in the financial statements are categorised within the fair value hierarchy, described as follows, based on the lowest level input that is significant to the fair value measurement as a whole:

- Level 1 — Quoted (unadjusted) market prices in active markets for identical assets or liabilities.
- Level 2 — Valuation techniques for which the lowest level input that is significant to the fair value measurement is directly or indirectly observable.
- Level 3 — Valuation techniques for which the lowest level input that is significant to the fair value measurement is unobservable.

For assets and liabilities that are recognised in the financial statements on a recurring basis, the Company determines whether transfers have occurred between levels in the hierarchy by re-assessing categorisation



(based on the lowest level input that is significant to the fair value measurement as a whole) at the end of each reporting period.

The Company's management determines the policies and procedures for both recurring fair value measurement, such as derivative instruments and for non-recurring measurement, such as asset held for sale.

External valuers are involved for valuation of significant assets, such as properties. Involvement of external valuers is decided upon annually by the management after discussion with and approval by the Company's Audit Committee. Selection criteria include market knowledge, reputation, independence and whether professional standards are maintained. Management decides, after discussions with the Company's external valuers, which valuation techniques and inputs to use for each case.

At each reporting date, management analyses the movements in the values of assets and liabilities which are required to be re-measured or re-assessed as per the Company's accounting policies. For this analysis, management verifies the major inputs applied in the latest valuation by agreeing the information in the valuation computation to contracts and other relevant documents.

Management, in conjunction with the Company's external valuers, also compares the change in the fair value of each asset and liability with relevant external sources to determine whether the change is reasonable on yearly basis.

For the purpose of fair value disclosures, the Company has determined classes of assets and liabilities on the basis of the nature, characteristics and risks of the asset or liability and the level of the fair value hierarchy, as explained above.

This note summarises accounting policy for fair value. Other fair value related disclosures are given in the relevant notes.

- Significant accounting judgements, estimates and assumptions
- Quantitative disclosures of fair value measurement hierarchy
- Property, plant and equipment & Intangible assets measured at fair value on the date of transition
- Investment properties
- Financial instruments (including those carried at amortised cost)

3.5. Property, plant and equipment

Property, plant and equipment is stated at cost, net of accumulated depreciation and accumulated impairment losses, if any. Such cost includes the cost of replacing part of the plant and equipment and borrowing costs for long-term construction projects if the recognition criteria are met. When significant parts of Property, plant and equipment are required to be replaced at intervals, the Company recognises such parts as individual assets with specific useful lives and depreciates them accordingly. Likewise, when a major inspection is performed, its cost is recognised in the carrying amount of the plant and equipment as a replacement if the recognition criteria are satisfied. All other repair and maintenance costs are recognised in profit or loss as incurred. The present value of the expected cost for the decommissioning of

an asset after its use is included in the cost of the respective asset if the recognition criteria for a provision are met.

Borrowing cost relating to acquisition / construction of fixed assets which take substantial period of time to get ready for its intended use are also included to the extent they relate to the period till such assets are ready to be put to use.

Capital work-in-progress comprises cost of fixed assets that are not yet installed and ready for their intended use at the balance sheet date.

Derecognition

An item of property, plant and equipment is derecognised upon disposal or when no future economic benefits are expected from its use or disposal. Any gain or loss arising on derecognition of the asset (calculated as the difference between the net disposal proceeds and the carrying amount of the asset) is included in the Statement of Profit and Loss when the asset is derecognised.

Depreciation

Depreciation on property, plant and equipment is provided so as to write off the cost of assets less residual values over their useful lives of the assets, using the straight line method as prescribed under Part C of Schedule II to the Companies Act 2013 except for Plant and Machinery other than Lab equipment and Leasehold Improvements.

When parts of an item of property, plant and equipment have different useful life, they are accounted for as separate items (Major Components) and are depreciated over their useful life or over the remaining useful life of the principal assets whichever is less.

The management believes that the useful life as given above best represent the period over which management expects to use these assets. Hence the useful lives for these assets are different from the useful lives as prescribed under Part C of Schedule II to the Companies Act 2013. Management estimates useful life of following assets as mentioned below:

Computers and Networks: 2.5 Years
Electrical Installations: 5 Years
Furniture and Fixtures: 5 Years
Mannequins, part of Lease Hold: 3 Year
Vehicles: 4 Years

Depreciation for assets purchased/sold during a period is proportionately charged for the period of use.

The residual values, useful lives and methods of depreciation of property, plant and equipment are reviewed at each financial year end and adjusted prospectively, if appropriate.

3.6. Borrowing cost

Borrowing costs directly attributable to the acquisition, construction or production of an asset that necessarily takes a substantial period of time to get ready for its intended use or sale are capitalised as part of the cost of the respective asset. All other borrowing costs are expensed in the period in which they occur. Borrowing costs consist of interest and other costs that the Company incurs in connection with the

borrowing of funds. Borrowing cost also includes exchange differences to the extent regarded as an adjustment to the borrowing costs.

3.7. Intangible Assets

Intangible assets acquired separately are measured on initial recognition at cost. Following initial recognition, Intangible assets are carried at cost less accumulated amortisation and accumulated impairment losses, if any. Internally generated intangible assets, excluding capitalised development costs, are not capitalised and expenditure is recognised in the Statement of Profit and Loss in the period in which expenditure is incurred.

The useful lives of intangible assets are assessed as either finite or indefinite.

Intangible assets with finite lives are amortised over their useful economic lives and assessed for impairment whenever there is an indication that the intangible asset may be impaired. The amortisation period and the amortisation method for an intangible asset with a finite useful life are reviewed at least at the end of each reporting period. Changes in the expected useful life or the expected pattern of consumption of future economic benefits embodied in the asset are considered to modify the amortisation period or method, as appropriate, and are treated as changes in accounting estimates. The amortisation expense on intangible assets with finite lives is recognised in the Statement of Profit and Loss.

Intangible assets with indefinite useful lives are not amortised, but are tested for impairment annually, either individually or at the cash-generating unit level. The assessment of indefinite life is reviewed annually to determine whether the indefinite life continues to be supportable. If not, the change in useful life from indefinite to finite is made on a prospective basis.


Gains or losses arising from derecognition of an intangible asset are measured as the difference between the net disposal proceeds and the carrying amount of the asset and are recognised in the Statement of Profit and Loss when the asset is derecognised.

Amortisation

Software is amortized over management estimate of its useful life of 5 years or License Period whichever is lower and Website is amortized over management estimate of its useful life of 5 years.

3.8. Impairment of non-financial assets

The Company assesses at each reporting date whether there is an indication that an asset may be impaired. If any indication exists, or when annual impairment testing for an asset is required, the Company estimates the asset's recoverable amount. An asset's recoverable amount is the higher of an asset's or cash-generating unit's (CGU) fair value less costs to sell and its value in use. It is determined for an individual asset, unless the asset does not generate cash inflows that are largely independent of those from other assets of the Company. When the carrying amount of an asset or CGU exceeds its recoverable amount, the asset is considered impaired and is written down to its recoverable amount.

 In assessing value in use, the estimated future cash flows are discounted to their present value using a pre-tax discount rate that reflects current market assessments of the time value of money and the risks specific

to the asset. In determining fair value less costs to sell, recent market transactions are taken into account, if available. If no such transactions can be identified, an appropriate valuation model is used. These calculations are corroborated by valuation multiples, quoted share prices for publicly traded subsidiaries or other available fair value indicators.

The Company bases its impairment calculation on detailed budgets and forecasts which are prepared separately for each of the Company's CGU to which the individual assets are allocated. These budgets and forecast calculations are generally covering a period of five years. For longer periods, a long-term growth rate is calculated and applied to project future cash flows after the fifth year.

Impairment losses, including impairment on inventories, are recognised in the Statement of Profit and Loss in those expense categories consistent with the function of the impaired asset, except for a property previously revalued where the revaluation was taken to other comprehensive income. In this case, the impairment is also recognised in other comprehensive income up to the amount of any previous revaluation.

For assets excluding goodwill, an assessment is made at each reporting date as to whether there is any indication that previously recognised impairment losses may no longer exist or may have decreased. If such indication exists, the Company estimates the asset's or CGU's recoverable amount. A previously recognised impairment loss is reversed only if there has been a change in the assumptions used to determine the asset's recoverable amount since the last impairment loss was recognised. The reversal is limited so that the carrying amount of the asset does not exceed its recoverable amount, nor exceed the carrying amount that would have been determined, net of depreciation, had no impairment loss been recognised for the asset in prior years. Such reversal is recognised in the Statement of Profit and Loss unless the asset is carried at a revalued amount, in which case the reversal is treated as a revaluation increase.

Intangible assets with indefinite useful lives are tested for impairment annually either individually or at the CGU level, as appropriate and when circumstances indicate that the carrying value may be impaired.

3.9. Revenue Recognition

Interest income

For all financial instruments measured at amortised cost and interest-bearing financial assets classified as fair value through other comprehensive income, interest income is recorded using the effective interest rate (EIR). The EIR is the rate that exactly discounts the estimated future cash receipts over the expected life of the financial instrument or a shorter period, where appropriate, to the net carrying amount of the financial asset. When calculating the effective interest rate, the Company estimates the expected cash flows by considering all the contractual terms of the financial instrument (for example, prepayment, extension, call and similar options) but does not consider the expected credit losses. Interest income is included in other income in the statement of profit or loss.

3.10. Financial instruments – initial recognition and subsequent measurement

A financial instrument is any contract that gives rise to a financial asset of one entity and a financial liability or equity instrument of another entity.

a) Financial assets

(i) Initial recognition and measurement of financial assets

All financial assets, except investment in subsidiaries and joint ventures, are recognised initially at fair value plus, in the case of financial assets not recorded at fair value through profit or loss, transaction costs that are attributable to the acquisition of the financial assets.

Purchases or sales of financial assets that require delivery of assets within a time frame established by regulation or convention in the market place (regular way trades) are recognised on the trade date, i.e., the date that the Company commits to purchase or sell the asset.

(ii) Subsequent measurement of financial assets

For purposes of subsequent measurement, financial assets are classified in four categories:

- Financial assets at amortised cost
 - Financial assets at fair value through other comprehensive income (FVTOCI)
 - Financial assets at fair value through profit or loss (FVTPL)
 - Equity instruments measured at fair value through other comprehensive income (FVTOCI)
- **Financial assets at amortised cost :**
A financial asset is measured at amortised cost if:
- the financial asset is held within a business model whose objective is to hold financial assets in order to collect contractual cash flows, and
 - the contractual terms of the financial asset give rise on specified dates to cash flows that are solely payments of principal and interest (SPPI) on the principal amount outstanding.

This category is the most relevant to the Company. After initial measurement, such financial assets are subsequently measured at amortised cost using the effective interest rate (EIR) method. Amortised cost is calculated by taking into account any discount or premium on acquisition and fees or costs that are an integral part of the EIR. The EIR amortisation is included in finance income in the profit or loss. The losses arising from impairment are recognised in the profit or loss. This category generally applies to trade and other receivables.

• **Financial assets at fair value through other comprehensive income**

A financial asset is measured at fair value through other comprehensive income if:

- the financial asset is held within a business model whose objective is achieved by both collecting contractual cash flows and selling financial assets, and
- the contractual terms of the financial asset give rise on specified dates to cash flows that are solely payments of principal and interest (SPPI) on the principal amount outstanding.

Financial assets included within the FVTOCI category are measured initially as well as at each reporting date at fair value. Fair value movements are recognized in the other comprehensive income (OCI). However, the Company recognizes interest income, impairment losses & reversals and foreign exchange gain or loss in the P&L. On derecognition of the asset, cumulative gain or loss previously recognised in OCI is reclassified from the equity to P&L. Interest earned whilst holding FVTOCI financial asset is reported as interest income using the EIR method.

- **Financial assets at fair value through profit or loss**

FVTPL is a residual category for financial assets. Any financial asset, which does not meet the criteria for categorization as at amortized cost or as FVTOCI, is classified as at FVTPL.

In addition, the Company may elect to designate a financial asset, which otherwise meets amortized cost or fair value through other comprehensive income criteria, as at fair value through profit or loss. However, such election is allowed only if doing so reduces or eliminates a measurement or recognition inconsistency (referred to as 'accounting mismatch'). The Company has not designated any debt instrument as at FVTPL.

After initial measurement, such financial assets are subsequently measured at fair value with all changes recognised in Statement of profit and loss.

(iii) Derecognition of financial assets

A financial asset is derecognised when:

- the contractual rights to the cash flows from the financial asset expire,
or
- The Company has transferred its contractual rights to receive cash flows from the asset or has assumed an obligation to pay the received cash flows in full without material delay to a third party under a 'pass-through' arrangement; and either (a) the Company has transferred substantially all the risks and rewards of the asset, or (b) the Company has neither transferred nor retained substantially all the risks and rewards of the asset, but has transferred control of the asset.

When the Company has transferred its rights to receive cash flows from an asset or has entered into a pass-through arrangement, it evaluates if and to what extent it has retained the risks and rewards of ownership. When it has neither transferred nor retained substantially all of the risks and rewards of the asset, nor transferred control of the asset, the Company continues to recognise the transferred asset to the extent of the Company's continuing involvement. In that case, the Company also recognises an associated liability. The transferred asset and the associated liability are measured on a basis that reflects the rights and obligations that the Company has retained.

Continuing involvement that takes the form of a guarantee over the transferred asset is measured at the lower of the original carrying amount of the asset and the maximum amount of consideration that the Company could be required to repay.

(iv) Reclassification of financial assets

The Company determines classification of financial assets and liabilities on initial recognition. After initial recognition, no reclassification is made for financial assets which are equity instruments and financial liabilities. For financial assets which are debt instruments, a reclassification is made only if there is a change in the business model for managing those assets. Changes to the business model are expected to be infrequent. The Company's senior management determines change in the business model as a result of external or internal changes which are significant to the Company's operations. Such changes are evident to external parties. A change in the business model occurs when the Company either begins or ceases to perform an activity that is

significant to its operations. If the Company reclassifies financial assets, it applies the reclassification prospectively from the reclassification date which is the first day of the immediately next reporting period following the change in business model. The Company does not restate any previously recognised gains, losses (including impairment gains or losses) or interest.

The following table shows various reclassifications and how they are accounted for.

Original classification	Revised classification	Accounting treatment
Amortised cost	FVTPL	Fair value is measured at reclassification date. Difference between previous amortized cost and fair value is recognised in P&L.
FVTPL	Amortised Cost	Fair value at reclassification date becomes its new gross carrying amount. EIR is calculated based on the new gross carrying amount.
Amortised cost	FVTOCI	Fair value is measured at reclassification date. Difference between previous amortised cost and fair value is recognised in OCI. No change in EIR due to reclassification.
FVOCI	Amortised cost	Fair value at reclassification date becomes its new amortised cost carrying amount. However, cumulative gain or loss in OCI is adjusted against fair value. Consequently, the asset is measured as if it had always been measured at amortised cost.
FVTPL	FVTOCI	Fair value at reclassification date becomes its new carrying amount. No other adjustment is required.
FVTOCI	FVTPL	Assets continue to be measured at fair value. Cumulative gain or loss previously recognized in OCI is reclassified to P&L at the reclassification date.

(v) Impairment of financial assets

In accordance with Ind-AS 109, the Company applies expected credit loss (ECL) model for measurement and recognition of impairment loss on the following financial assets and credit risk exposure:

- Financial assets that are debt instruments, and are measured at amortised cost e.g., loans, debt securities, deposits, trade receivables and bank balance
- Financial assets that are debt instruments and are measured as at FVTOCI
- Lease receivables under Ind-AS 17
- Trade receivables or any contractual right to receive cash or another financial asset that result from transactions that are within the scope of Ind AS 11 and Ind AS 18

MT-6

- Loan commitments which are not measured as at FVTPL
- Financial guarantee contracts which are not measured as at FVTPL

The Company follows 'simplified approach' for recognition of impairment loss allowance on:

- Trade receivables or contract assets resulting from transactions within the scope of Ind AS 11 and Ind AS 18, if they do not contain a significant financing component
- Trade receivables or contract assets resulting from transactions within the scope of Ind AS 11 and Ind AS 18 that contain a significant financing component, if the Company applies practical expedient to ignore separation of time value of money, and
- All lease receivables resulting from transactions within the scope of Ind AS 17

The application of simplified approach does not require the Company to track changes in credit risk. Rather, it recognises impairment loss allowance based on lifetime ECLs at each reporting date, right from its initial recognition.

For recognition of impairment loss on other financial assets and risk exposure, the Company determines that whether there has been a significant increase in the credit risk since initial recognition. If credit risk has not increased significantly, 12-month ECL is used to provide for impairment loss. However, if credit risk has increased significantly, lifetime ECL is used. If, in a subsequent period, credit quality of the instrument improves such that there is no longer a significant increase in credit risk since initial recognition, then the entity reverts to recognising impairment loss allowance based on 12-month ECL.

Lifetime ECL are the expected credit losses resulting from all possible default events over the expected life of a financial instrument. The 12-month ECL is a portion of the lifetime ECL which results from default events on a financial instrument that are possible within 12 months after the reporting date.

ECL is the difference between all contractual cash flows that are due to the Company in accordance with the contract and all the cash flows that the Company expects to receive (i.e., all cash shortfalls), discounted at the original EIR. When estimating the cash flows, an entity is required to consider:

- All contractual terms of the financial instrument (including prepayment, extension, call and similar options) over the expected life of the financial instrument. However, in rare cases when the expected life of the financial instrument cannot be estimated reliably, then the Company is required to use the remaining contractual term of the financial instrument
- Cash flows from the sale of collateral held or other credit enhancements that are integral to the contractual terms

ECL impairment loss allowance (or reversal) recognized during the period is recognized as income/expense in the statement of profit and loss (P&L). This amount is reflected in a separate line under the head "Other expenses" in the P&L. The balance sheet presentation for various financial instruments is described below:

- Financial assets measured as at amortised cost, contract assets and lease receivables: ECL is presented as an allowance, i.e. as an integral part of the measurement of those assets in the balance sheet. The allowance reduces the net carrying amount. Until the asset meets write-off criteria, the Company does not reduce impairment allowance from the gross carrying amount.

msd,

- Loan commitments and financial guarantee contracts: ECL is presented as a provision in the balance sheet, i.e. as a liability.
- Debt instruments measured at FVTOCI: Since financial assets are already reflected at fair value, impairment allowance is not further reduced from its value. Rather, ECL amount is presented as 'accumulated impairment amount' in the OCI.

For assessing increase in credit risk and impairment loss, the Company combines financial instruments on the basis of shared credit risk characteristics with the objective of facilitating an analysis that is designed to enable significant increases in credit risk to be identified on a timely basis.

The Company does not have any purchased or originated credit-impaired (POCI) financial assets, i.e., financial assets which are credit impaired on purchase/ origination.

b) Financial Liabilities

(i) Initial recognition and measurement of financial liabilities

Financial liabilities are classified, at initial recognition, as financial liabilities at fair value through profit or loss, loans and borrowings, payables, or as derivatives designated as hedging instruments in an effective hedge, as appropriate.

All financial liabilities are recognised initially at fair value minus, in the case of financial liabilities not recorded at fair value through profit or loss, transaction costs that are attributable to the issue of the financial liabilities.

The Company's financial liabilities include trade and other payables, loans and borrowings including bank overdrafts, financial guarantee contracts and derivative financial instruments.

(ii) Subsequent measurement of financial liabilities

The measurement of financial liabilities depends on their classification, as described below:

- **Financial liabilities at fair value through profit or loss**

Financial liabilities at fair value through profit or loss include financial liabilities held for trading and financial liabilities designated upon initial recognition as at fair value through profit or loss. Financial liabilities are classified as held for trading if they are incurred for the purpose of repurchasing in the near term. This category also includes derivative financial instruments entered into by the Company that are not designated as hedging instruments in hedge relationships as defined by Ind-AS 109.

Gains or losses on liabilities held for trading are recognised in the profit or loss.

Financial liabilities designated upon initial recognition at fair value through profit or loss are designated at the initial date of recognition, and only if the criteria in Ind-AS 109 are satisfied. For liabilities designated as FVTPL, fair value gains/ losses attributable to changes in own credit risks are recognized in OCI. These gains/ loss are not subsequently transferred to P&L. However, the Company may transfer the cumulative gain or loss within equity. All other changes in fair value of such liability are recognised in the statement of profit or loss. The Company has not designated any financial liability as at fair value through profit and loss.

- **Loans and Borrowings**

This is the category most relevant to the Company. After initial recognition, interest-bearing borrowings are subsequently measured at amortised cost using the EIR method. Gains and losses are recognised in profit or loss when the liabilities are derecognised as well as through the EIR amortisation process.

Amortised cost is calculated by taking into account any discount or premium on acquisition and fees or costs that are an integral part of the EIR. The EIR amortisation is included as finance costs in the statement of profit and loss.

This category generally applies to borrowings.

(iii) Derecognition of financial liabilities

A financial liability (or a part of a financial liability) is derecognised from its balance sheet when, and only when, it is extinguished i.e. when the obligation specified in the contract is discharged or cancelled or expired.

When an existing financial liability is replaced by another from the same lender on substantially different terms, or the terms of an existing liability are substantially modified, such an exchange or modification is treated as the derecognition of the original liability and the recognition of a new liability. The difference in the respective carrying amounts is recognised in the statement of profit or loss.

c) Offsetting of financial instruments

Financial assets and financial liabilities are offset and the net amount is reported in the balance sheet if there is a currently enforceable legal right to offset the recognised amounts and there is an intention to settle on a net basis, to realise the assets and settle the liabilities simultaneously.

3.11. Cash and cash equivalent

Cash and cash equivalent in the balance sheet comprise cash at banks and on hand and short-term deposits with a maturity of three months or less, which are subject to an insignificant risk of changes in value.

For the purpose of the statement of cash flows, cash and cash equivalents consist of cash and short-term deposits, as defined above, net of outstanding bank overdrafts as they are considered an integral part of the Company's cash management.

3.12. Taxes

Tax expense comprises of current income tax and deferred tax.

Current income tax

Current income tax assets and liabilities are measured at the amount expected to be recovered from or paid to the taxation authorities. The tax rates and tax laws used to compute the amount are those that are enacted or substantively enacted at the reporting date.

Current income tax relating to items recognised outside Statement of profit and loss is recognised outside Statement of profit and loss. Current income tax are recognised in correlation to the underlying transaction either in other comprehensive income or directly in equity. Management periodically evaluates positions taken in the tax returns with respect to situations in which applicable tax regulations are subject to interpretation and establishes provisions where appropriate.

Deferred tax

Deferred tax is provided using the liability method on temporary differences between the tax bases of assets and liabilities and their carrying amounts for financial reporting purposes at the reporting date.

Deferred tax liabilities are recognised for all taxable temporary differences, except:

- When the deferred tax liability arises from the initial recognition of goodwill or an asset or liability in a transaction that is not a business combination and, at the time of the transaction, affects neither the accounting profit nor taxable profit or loss;
- In respect of taxable temporary differences associated with investments in subsidiaries and interests in joint arrangements, when the timing of the reversal of the temporary differences can be controlled and it is probable that the temporary differences will not reverse in the foreseeable future.

Deferred tax assets are recognised for all deductible temporary differences, the carry forward of unused tax credits and any unused tax losses. Deferred tax assets are recognised to the extent that it is probable that taxable profit will be available against which the deductible temporary differences, and the carry forward of unused tax credits and unused tax losses can be utilised, except:

- When the deferred tax asset relating to the deductible temporary difference arises from the initial recognition of an asset or liability in a transaction that is not a business combination and, at the time of the transaction, affects neither the accounting profit nor taxable profit or loss;
- In respect of deductible temporary differences associated with investments in subsidiaries, associates and interests in joint arrangements, deferred tax assets are recognised only to the extent that it is probable that the temporary differences will reverse in the foreseeable future and taxable profit will be available against which the temporary differences can be utilised.

The carrying amount of deferred tax assets is reviewed at each reporting date and reduced to the extent that it is no longer probable that sufficient taxable profit will be available to allow all or part of the deferred tax asset to be utilised. Unrecognised deferred tax assets are re-assessed at each reporting date and are

recognised to the extent that it has become probable that future taxable profits will allow the deferred tax asset to be recovered.

Deferred tax assets and liabilities are measured at the tax rates that are expected to apply in the year when the asset is realised or the liability is settled, based on tax rates (and tax laws) that have been enacted or substantively enacted at the reporting date.

Deferred tax relating to items recognised outside Statement of profit and loss is recognised outside Statement of profit and loss. Deferred tax items are recognised in correlation to the underlying transaction either in other comprehensive income or directly in equity.

Deferred tax assets and deferred tax liabilities are offset if a legally enforceable right exists to set off current tax assets against current tax liabilities and the deferred taxes relate to the same taxable entity and the same taxation authority.

The Company recognizes tax credits in the nature of MAT credit as an asset only to the extent that there is convincing evidence that the Company will pay normal income tax during the specified period, i.e., the period for which tax credit is allowed to be carried forward. In the year in which the Company recognizes tax credits as an asset, the said asset is created by way of tax credit to the Statement of profit and loss. The Company reviews such tax credit asset at each reporting date and writes down the asset to the extent the Company does not have convincing evidence that it will pay normal tax during the specified period. Deferred tax includes MAT tax credit.

3.13. Employee Benefits

a) Short Term Employee Benefits

All employee benefits payable within twelve months of rendering the service are classified as short-term benefits. Such benefits include salaries, wages, bonus, short term compensated absences, awards, ex-gratia, performance pay etc. and the same are recognised in the period in which the employee renders the related service.

b) Other long term employment benefits:

The employee's long term compensated absences are Company's defined benefit plans. The present value of the obligation is determined based on the actuarial valuation using the Projected Unit Credit Method as at the date of the Balance sheet. In case of funded plans, the fair value of plan asset is reduced from the gross obligation, to recognise the obligation on the net basis.

3.14. Earnings per share

Basic EPS is calculated by dividing the profit / loss for the year attributable to ordinary equity holders of the Company by the weighted average number of ordinary shares outstanding during the year.

Diluted EPS is calculated by dividing the profit / loss attributable to ordinary equity holders of the parent by the weighted average number of ordinary shares outstanding during the year plus the weighted average number of ordinary shares that would be issued on conversion of all the dilutive potential ordinary shares into ordinary shares.



3.15. Provisions

General

Provisions are recognised when the Company has a present obligation (legal or constructive) as a result of a past event, and it is probable that an outflow of resources embodying economic benefits will be required to settle the obligation and a reliable estimate can be made of the amount of the obligation. When the Company expects some or all of a provision to be reimbursed, for example, under an insurance contract, the reimbursement is recognised as a separate asset, but only when the reimbursement is virtually certain. The expense relating to a provision is presented in the statement of profit or loss net of any reimbursement.

If the effect of the time value of money is material, provisions are discounted using a current pre-tax rate that reflects, when appropriate, the risks specific to the liability. When discounting is used, the increase in the provision due to the passage of time is recognised as a finance cost.

4. Significant accounting judgements, estimates and assumptions

The preparation of the Company's financial statements requires management to make judgements, estimates and assumptions that affect the reported amounts of revenues, expenses, assets and liabilities, and the accompanying disclosures, and the disclosure of contingent liabilities. Uncertainty about these assumptions and estimates could result in outcomes that require a material adjustment to the carrying amount of assets or liabilities affected in future periods.

4.1. Estimates and assumption

The key assumptions concerning the future and other key sources of estimation uncertainty at the reporting date, that have a significant risk of causing a material adjustment to the carrying amounts of assets and liabilities within the next financial year, are described below. The Company based its assumptions and estimates on parameters available when the financial statements were prepared. Existing circumstances and assumptions about future developments, however, may change due to market changes or circumstances arising that are beyond the control of the Company. Such changes are reflected in the assumptions when they occur.

Fair value measurement of financial instruments

When the fair values of financial assets and financial liabilities recorded in the Balance Sheet cannot be measured based on quoted prices in active markets, their fair value is measured using valuation techniques. The inputs to these models are taken from observable markets where possible, but where this is not feasible, a degree of judgement is required in establishing fair values. Judgements include considerations of inputs such as liquidity risk, credit risk and volatility. Changes in assumptions relating to these factors could affect the reported fair value of financial instruments. See Note 32 for further disclosures.

Allowance for uncollectible trade receivables

Trade receivables do not carry any interest and are stated at their nominal value as reduced by appropriate allowances for estimated irrecoverable amounts. Estimated irrecoverable amounts are based on the ageing of the receivable balance and historical experience. Additionally, a large number of minor receivables is grouped into homogeneous groups and assessed for impairment collectively. Individual trade receivables are written off when management deems them not to be collectible.

Taxes



Deferred tax assets are recognised for unused tax credits to the extent that it is probable that taxable profit will be available against which the losses can be utilised. Significant management judgement is required to determine the amount of deferred tax assets that can be recognised, based upon the likely timing and the level of future taxable profits together with future tax planning strategies.

The Company has taxable temporary difference and tax planning opportunities available that could partly support the recognition of these credits as deferred tax assets. On this basis, the Company has determined that it can recognise deferred tax assets on the tax credits carried forward.

Further details on taxes are disclosed in Note 15.

Intangible assets

Refer Note 3.7 for the estimated useful life of Intangible assets. The carrying value of Intangible assets has been disclosed in Note 6.

Property, plant and equipment

Refer Note 3.5 for the estimated useful life of Property, plant and equipment. The carrying value of Property, plant and equipment has been disclosed in Note 5.

Impairment of non-financial assets

Impairment exists when the carrying value of an asset or cash generating unit exceeds its recoverable amount, which is the higher of its fair value less costs of disposal and its value in use. The fair value less costs of disposal calculation is based on available data from binding sales transactions, conducted at arm's length, for similar assets or observable market prices less incremental costs for disposing of the asset. The value in use calculation is based on a DCF model. The cash flows are derived from the budget for the next five years and do not include restructuring activities that the Company is not yet committed to or significant future investments that will enhance the asset's performance of the CGU being tested. The recoverable amount is sensitive to the discount rate used for the DCF model as well as the expected future cash-inflows and the growth rate used for extrapolation purposes.

cc

Arvind Internet Limited

Notes to the Financial Statements

Note 5 : Financial assets

5 (a) Investments

	As at March 31, 2019 In Rs.	As at March 31, 2018 In Rs.
Investment in LLP		
Maruti & Ornet Infrabuild LLP	11,49,99,423	11,50,00,000
Total Investments in LLP	11,49,99,423	11,50,00,000
Total Investments	11,49,99,423	11,50,00,000

Aggregate amount of quoted investment and market value thereof

Aggregate amount of unquoted investment	11,49,99,423	11,50,00,000
---	--------------	--------------

Disclosure in respect of partnership firm

Name of the firm	Name of the partner	Share in partnership	Capital as at	
			March 31, 2019	March 31, 2018
Maruti & Ornet Infrabuild LLP	Arvind Limited	99	26,77,45,004	26,78,02,129
	Arvind Internet Limited	1	11,49,99,423	11,50,00,000

5 (b) Cash and cash equivalent

Particulars	As at March 31, 2019 In Rs.	As at March 31, 2018 In Rs.
Balance with Bank		
Current accounts and debit balance in cash credit accounts	2,88,784	1,630
Total cash and cash equivalents	2,88,784	1,630

5 (c) Financial assets by category

Particulars	Cost	FVTPL	FVOCI	Amortised cost
March 31, 2019				
Cash & cash equivalents	-	-	-	2,88,784
Total Financial assets	-	-	-	2,88,784
March 31, 2018				
Cash & cash equivalents	-	-	-	1,630
Total Financial assets	-	-	-	1,630

For Financial instruments risk management objectives and policies, refer Note 21.

Fair value disclosures for financial assets and liabilities are in Note 19 and fair value hierarchy disclosures are in Note 20.

5 (d) Other Current Assets

Particulars	As at March 31, 2019 In Rs.	As at March 31, 2018 In Rs.
Deposits To Vendors	1,50,000	-
Advances To Vendors	11,800	-
Cenvat Receivable	4,500	-
Total Other Current Assets	1,66,300	-

Wils,

Arvind Internet Limited

Notes to the Financial Statements

Note 6 : Equity share capital

Particulars	As at March 31, 2019		As at March 31, 2018	
	No. of shares	In Rs.	No. of shares	In Rs.
Authorised share capital				
Equity shares of Rs.10 each	5,00,00,000	50,00,00,000	5,00,00,000	50,00,00,000
Issued and subscribed share capital				
Equity shares of Rs.10 each	3,30,55,600	33,05,56,000	3,30,55,600	33,05,56,000
Subscribed and fully paid up				
Equity shares of Rs.10 each	3,30,55,600	33,05,56,000	3,30,55,600	33,05,56,000
Total	3,30,55,600	33,05,56,000	3,30,55,600	33,05,56,000

6.1. Reconciliation of shares outstanding at the beginning and at the end of the Reporting period

Particulars	As at March 31, 2019		As at March 31, 2018	
	No. of shares	In Rs.	No. of shares	In Rs.
At the beginning of the period	3,30,55,600	33,05,56,000	3,30,55,600	33,05,56,000
Add: Share issued during the year	-	-	-	-
Outstanding at the end of the period	3,30,55,600	33,05,56,000	3,30,55,600	33,05,56,000

6.2. Terms/Rights attached to the equity shares

The Company has one class of shares referred to as equity shares having a par value of Rs.10 each. Each shareholder is entitled to one vote per share held. The dividend proposed by the Board of Directors is subject to the approval of the shareholders in the ensuing Annual General Meeting. In the event of liquidation, the equity shareholders are eligible to receive the remaining assets of the Company after distribution of all preferential amounts, in proportion to their shareholding.

6.3. Number of Shares held by each shareholder holding more than 5% Shares in the company

Name of the Shareholder	As at March 31, 2019		As at March 31, 2018	
	No. of shares	% of shareholding	No. of shares	% of shareholding
Arvind Limited	3,30,55,600	100.00	3,30,55,600	100.00

6.4. Shares reserved for issue under options

Refer Note 18 for details of shares to be issued under options

6.5 Objective, policy and procedure of capital management, refer Note 22.

Arvind Internet Limited

Notes to the Financial Statements

Note 7 : Other Equity

Balance	As at March 31, 2019 In Rs.	As at March 31, 2018 In Rs.
Reserves & Surplus		
Securities premium account		
Balance as per last financial statements	42,44,000	42,44,000
Balance at the end of the year	42,44,000	42,44,000
Surplus in statement of profit and loss		
Balance as per last financial statements	(22,16,51,438)	(22,15,82,555)
Loss for the year	(1,92,304)	(68,883)
Balance at the end of the year	(22,18,43,742)	(22,16,51,438)
Total reserves & surplus	(21,75,99,742)	(21,74,07,438)
Total Other equity	(21,75,99,742)	(21,74,07,438)

Reserves note

Note 8 : Financial liabilities

8 (a) Borrowings

Particulars	As at March 31, 2019 In Rs.	As at March 31, 2018 In Rs.
Unsecured		
Loan from Related party	21,14,413	3,64,413
Total borrowings	21,14,413	3,64,413

8 (b) Trade payable

Particulars	As at March 31, 2019 In Rs.	As at March 31, 2018 In Rs.
Current		
Other trade payable (Refer note below)	3,77,684	14,85,934
	3,77,684	14,85,934
Total	3,77,684	14,85,934

a The Company has not received any intimation from suppliers regarding their status under the Micro, Small and Medium Enterprise Development (MSMED) Act, 2006 and hence disclosures as required under Section 22 of The Micro, Small and Medium Enterprise Development (MSMED) Act, 2006 regarding:

- Principal amount and the interest due thereon remaining unpaid to any suppliers as at the end of accounting year;
- Interest paid during the year;
- Amount of payment made to the supplier beyond the appointed day during accounting year;
- Interest due and payable for the period of delay in making payment;
- Interest accrued and unpaid at the end of the accounting year; and
- Further interest remaining due and payable even in the succeeding years, until such date when the interest dues above are actually paid to the small enterprise. have not been given.

The Company is making efforts to get the confirmations from the suppliers as regard to their status under the said Act.

8 (c) Financial liabilities by category

Particulars	In Rs.		
	FVTPL	FVOCI	Amortised cost
March 31, 2019			
Borrowings	-	-	21,14,413
Trade payable	-	-	3,77,684
Total Financial liabilities	-	-	24,92,097
March 31, 2018			
Trade payable	-	-	14,85,934
Total Financial liabilities	-	-	14,85,934

For Financial instruments risk management objectives and policies, refer Note 21.

Fair value disclosures for financial assets and liabilities are in Note 19 and fair value hierarchy disclosures are in Note 20.

Note 9 : Other current liability

Particulars	As at March 31, 2019 In Rs.	As at March 31, 2018 In Rs.
Current		
Statutory dues including provident fund and tax deducted at source	6,152	2,721
Total	6,152	2,721

Handwritten signature/initials

Arvind Internet Limited

Notes to the Financial Statements

Note 10 : Other income

Particulars	2018-19 In Rs.	2017-18 In Rs.
Provision no longer required	-	1,50,000
Total	-	1,50,000

Note 11 : Finance costs

Particulars	2018-19 In Rs.	2017-18 In Rs.
Interest expense - others	39,018	27,296
Total	39,018	27,296

Note 12 : Other expenses

Particulars	2018-19 In Rs.	2017-18 In Rs.
Filing Fees Expenses	34,650	32,787
Legal & Professional charges	74,600	1,32,750
Auditor's remuneration (Refer Note Below)	25,000	25,000
Loss on share of LLP	577	-
Miscellaneous expenses	18,459	1,050
Total	1,53,286	1,91,587

Payment to Auditors

Particulars	2018-19 In Rs.	2017-18 In Rs.
Payment to Auditors as Auditors	25,000	25,000
Total	25,000	25,000

Note 13 : Contingent Liabilities

Particulars	2018-19 In Rs.	2017-18 In Rs.
Contingent Liabilities not provided for Guarantees given by bank on behalf of the Company	-	-

Note 14 : Capital commitment and other commitments

Particulars	2018-19 In Rs.	2017-18 In Rs.
Capital Commitments Estimated amount of contracts remaining to be executed on capital account and not provided for	-	-
Other Commitments	-	-

Arvind Internet Limited

Notes to the Financial Statements

Note 15 : Income tax**A) Current tax**

Particulars	2018-19 In Rs.	2017-18 In Rs.
Accounting Loss before tax from continuing operations	(1,92,304)	(68,883)
Tax @ 30.9% (March 31, 2018 @ 30.9%)	-	-
Adjustment		
Other non-deductible expenses	-	-
Other adjustments	-	-
At the effective income tax rate of Nil (March 31, 2018 : Nil)	-	-



Arvind Internet Limited
Notes to the Financial Statements

Note 16 : Disclosure pursuant to Related Party

As per the Indian Accounting Standard on "Related Party Disclosures" (IND AS 24), the related parties of the Company are as follows :

a Name of Related Parties and Nature of Relationship :

1 Arvind Limited	Ultimate Holding Company
2 Maruti Omet and Infrabuild LLP	Limited Liability Partnership

Note: Related party relationship is as identified by the Company and relied upon by the Auditors.

Arvind Limited

b Disclosure in respect of Related Party Transactions :

Nature of Transactions	In Rs.	
	March 31, 2019	Year ended March 31, 2018
Interest Expense		
Arvind Limited	39,018	27,296
Other Expense		
Share of Loss from Maruti & Omet Infrabuild LLP	577	-
Balance of Investments		
Maruti & Omet Infrabuild LLP	11,49,99,423	11,50,00,000
Payable in respect of Loan		
Arvind Limited	21,14,413	3,64,413

c Transactions and Balances :

Particulars	In Rs.	
	March 31, 2019	Year ended March 31, 2018
Transactions		
Interest Expense	39,018	27,296

Particulars	In Rs.	
	March 31, 2019	Year ended March 31, 2018
Balances as at year end		
Investments	-	3,64,413
Payable in respect of Loan	21,14,413	-
	11,49,99,423	11,50,00,000

d Terms and conditions of transactions with related parties

1) Transaction entered into with related party are made on terms equivalent to those that prevail in arm's length transactions. Outstanding balances other than loan given & taken and fair value of financial guarantee contract, at the year-end are unsecured and interest free and settlement occurs in cash.

e Commitments with related parties

The Company has not provided any commitment to the related party as at March 31, 2019 (March 31, 2018: Rs.Nil)

Arvind Internet Limited

Notes to the Financial Statements

Note 17 : Earning per share

Particulars	2018-19	2017-18
	In Rs.	In Rs.
Earning per share (Basic and Diluted)		
Profit attributable to ordinary equity holders	(1,92,304)	(68,883)
Total no. of equity shares at the end of the year	3,30,55,600	3,30,55,600
Weighted average number of equity shares		
For basic EPS	3,30,55,600	3,30,55,600
For diluted EPS	3,30,55,600	3,30,55,600
Nominal value of equity shares	Rs 10	Rs 10
Basic earning per share	(0.006)	(0.002)
Diluted earning per share	(0.006)	(0.002)

Note 18 : Share based payments

The Company has instituted Employee Stock Option Scheme 2008 (ESOP 2008), pursuant to the approval of the shareholders of the company at their extra ordinary general meeting held on October 23, 2007. Under ESOP 2008, the Company has granted options convertible into equal number of equity shares of the face value of Rs 10 each.

Scheme Type	ESOS 2008	
	Date of grant	October 15, 2015
Number of options granted	27,69,500	30,24,300
Exercise price per option	Rs. 10	Rs. 10
Fair Value of option on Grant date	-	-
Vesting period	Over a period of 1 to 5 years	
Vesting requirements	On continued employment with the company and fulfilment of performance	
Exercise period	3 to 5 years from the date of vesting	
Method of settlement	Through allotment of one equity share for each option granted.	

The following table sets forth a summary of the activity of options:

Particulars	2018-19	2017-18
Options		
Outstanding at the beginning of the period	57,93,800	57,93,800
Vested but not exercised at the beginning of the period	-	-
Granted during the period	-	-
Forfeited during the period	-	-
Exercised during the period	-	-
Expired during the period	-	-
Outstanding at the end of the period	57,93,800	57,93,800
Exercisable at the end of the period	38,62,890	38,13,278
Weighted average exercise price per option (Rs.)	Rs. 10	Rs. 10

Share options outstanding at the end of the year have the following expiry date, exercise price and weighted average contractual life of the options outstanding at the end of the year :

Grant date	Expiry date	Exercise price	March 31, 2019	March 31, 2018
			Share options	Share options
October 15, 2015	April 30, 2019	10	57,93,800	57,93,800
April 01, 2016 and November 15, .2016	March 31, 2020	10	-	-
Weighted average remaining contractual life (Years)			4.86	

The Company has granted Nil options during the year ended on March 31, 2019 (March 31, 2018 : Nil). The fair value of the share based payment options granted is determined using the binomial model using the following inputs at the grant date which takes in to account the exercise price, the term of the option, the share price at the grant date, and the expected price volatility of the underlying share, the expected dividend yield and the risk free interest rate for the term of the option.

Arvind Internet Limited

Notes to the Financial Statements

Note 19 : Fair value disclosures for financial assets and financial liabilities

Set out below is a comparison, by class, of the carrying amounts and fair value of the Company's financial instruments, other than those with carrying amounts that are reasonable approximations of fair values:

Particulars	Carrying amount		Fair value	
	As at March 31, 2019	As at March 31, 2018	As at March 31, 2019	As at March 31, 2018
	In Rs.	In Rs.	In Rs.	In Rs.
Financial liabilities				
Borrowings	21,14,413	3,64,413	21,14,413	3,64,413
Total	21,14,413	3,64,413	21,14,413	3,64,413

The management assessed that the fair values of cash and cash equivalents, other bank balances, trade receivables, other current financial assets, trade payables and other current financial liabilities approximate their carrying amounts largely due to the short-term maturities of these instruments.

The fair value of the financial assets and liabilities is included at the amount at which the instrument could be exchanged in a current transaction between willing parties, other than in a forced or liquidation sale. The following methods and assumptions were used to estimate the fair values

The fair value of borrowings and other financial liabilities is calculated by discounting future cash flows using rates currently available for debts on similar terms, credit risk and remaining maturities.

The discount for lack of marketability represents the amounts that the Company has determined that market participants would take into account when pricing the investments.

Note 20 : Fair value hierarchy

The following table provides the fair value measurement hierarchy of the Company's assets and liabilities

Quantitative disclosures fair value measurement hierarchy for financial liabilities as at March 31, 2019 & March 31, 2018

	Date of valuation	Fair value measurement using			
		Total	Quoted prices in active (Level 1)	Significant observable inputs (Level 2)	Significant unobservable inputs (Level 3)
		In Rs.	In Rs.	In Rs.	In Rs.
As at March 31, 2019					
Liabilities disclosed at fair value					
Borrowings	March 31, 2019	-	-	21,14,413	-
As at March 31, 2018					
Liabilities disclosed at fair value					
Borrowings	March 31, 2018	-	-	3,64,413	-

Handwritten signature

Arvind Internet Limited

Notes to the Financial Statements

Note 21 : Financial instruments risk management objectives and policies

The Company's principal financial liabilities, other than derivatives, comprise borrowings and trade & other payables. The main purpose of these financial liabilities is to finance the Company's operations and to support its operations. The Company's principal financial assets include Investments, loans given, trade and other receivables and cash & short-term deposits that derive directly from its operations.

The Company's activities expose it to market risk, credit risk and liquidity risk. In order to minimise any adverse effects on the financial performance of the company, derivative financial instruments, such as foreign exchange forward contracts, foreign currency option contracts are entered to hedge certain foreign currency exposures and interest rate swaps to hedge certain variable interest rate exposures. Derivatives are used exclusively for hedging purposes and not as trading / speculative instruments.

The Company's risk management is carried out by a Treasury department under policies approved by the Board of directors. Company's treasury identifies, evaluates and hedges financial risks in close co-operation with the Company's operating units. The board provides written principles for overall risk management, as well as policies covering specific areas, such as foreign exchange risk, interest rate risk, credit risk, use of derivative financial instruments and non-derivative financial instruments, and investment of excess liquidity.

(a) Credit risk

Credit risk is the risk that a counterparty will not meet its obligations under a financial instrument or customer contract, leading to a financial loss. The Company is exposed to credit risk from its operating activities (primarily trade receivables) and from its financing activities, including deposits with banks, foreign exchange transactions and other financial instruments.

Trade receivables

Customer credit risk is managed by each business unit subject to the Company's established policy, procedures and control relating to customer credit risk management. Trade receivables are non-interest bearing and are generally on 7 days credit term. Credit limits are established for all customers based on internal rating criteria. Outstanding customer receivables are regularly monitored and any shipments to major customers are generally covered by letters of credit. The Company has no concentration of credit risk as the customer base is widely distributed both economically and geographically.

Financial instruments and cash deposits

Credit risk from balances with banks and financial institutions is managed by the Company's treasury department in accordance with the Company's policy. Investments of surplus funds are made only with approved counterparties who meets the minimum threshold requirements under the counterparty risk assessment process. The Company monitors the ratings, credit spreads and financial strength of its counterparties. Based on its on-going assessment of counterparty risk, the group adjusts its exposure to various counterparties.

(c) Liquidity risk

Liquidity risk is the risk that the Company may not be able to meet its present and future cash and collateral obligations without incurring unacceptable losses. The Company's objective is to, at all times maintain optimum levels of liquidity to meet its cash and collateral requirements. The Company closely monitors its liquidity position and deploys a robust cash management system. It maintains adequate sources of financing including bilateral loans, debt and overdraft from both domestic and international banks at an optimised cost. It also enjoys strong access to domestic capital markets across equity.

The table below summarises the maturity profile of the Company's financial liabilities based on contractual undiscounted payments:

Particulars	In Rs.				
	On demand	less than 3 months	3 months to 1 year	1 year to 5 years	more than 5 years
Year ended March 31, 2019					
Interest bearing borrowings	21,14,413				
Trade payables	3,77,684				
	24,92,097	-	-	-	-
Year ended March 31, 2018					
Trade payables	14,85,934				
	14,85,934	-	-	-	-

Arvind Internet Limited

Notes to the Financial Statements

Note 22 : Capital management

For the purpose of the Company's capital management, capital includes issued equity capital and all other equity reserves attributable to the equity holders of the Company. The primary objective of the Company's capital management is to ensure that it maintains an efficient capital structure and healthy capital ratios in order to support its business and maximise shareholder value.

The Company manages its capital structure and makes adjustments to it in light of changes in economic conditions or its business requirements. To maintain or adjust the capital structure, the Company may adjust the dividend payment to shareholders, return capital to shareholders or issue new shares. The Company monitors capital using a gearing ratio, which is net debt divided by total capital plus net debt. The Company includes within net debt, interest bearing loans and borrowings less cash and short-term deposits (including other bank balance).

Particulars	Year ended March 31, 2019	Year ended March 31, 2018
	In Rs.	In Rs.
Interest-bearing loans and borrowings (Note 8)	21,14,413	3,64,413
Less: cash and cash equivalent (including other bank balance) (Note 5)	(2,88,784)	(1,630)
Net debt	18,25,629	3,62,783
Equity share capital (Note 6)	33,05,56,000	33,05,56,000
Other equity (Note 7)	(21,75,99,742)	(21,74,07,438)
Total capital	11,29,56,258	11,31,48,562
Capital and net debt	11,47,81,887	11,35,11,345
Gearing ratio	1.59%	0.32%

In order to achieve this overall objective, the Company's capital management, amongst other things, aims to ensure that it meets financial covenants attached to the interest-bearing loans and borrowings that define capital structure requirements. Breaches in meeting the financial covenants would permit the bank to immediately call loans and borrowings. There have been no breaches in the financial covenants of any interest-bearing loans and borrowing in the current period.

No changes were made in the objectives, policies or processes for managing capital during the years ended March 31, 2019 & March 31, 2018.

Loan covenants

Under the terms of the major borrowing facilities, the Company has complied with the required financial covenants through out the reporting periods.



Arvind Internet Limited

Notes to the Financial Statements

Note 23 : Operating segment

The Company's business activity falls within a single primary business segment of manufacture of garments. Accordingly the Company is a single segment company in accordance with Ind AS 108 "Operating Segment".

Further, no single customer contributes to more than 10% of the company's revenue.

Geographical segment

Geographical segment is considered based on sales within India and rest of the world.

Particulars	Amount in Rs.	
	March 31,2019	March 31,2018
Segment Revenue*		
a) In India	-	-
b) Rest of the world	-	-
Total Sales	-	-
Carrying Cost of Segment Assets**		
a) In India	11,54,54,507	11,50,01,630
b) Rest of the world	-	-
Total	11,54,54,507	11,50,01,630
Carrying Cost of Segment Non Current Assets**@		
a) In India	-	-
b) Rest of the world	-	-
Total	-	-

* Based on location of Customers

** Based on location of Assets

@ Excluding Financial Assets and deferred tax asset.

Note 24 : Standards issued but not yet effective

Ind AS 116 - Leases

On 30th March 2019, the Ministry of Corporate Affairs (MCA) has notified Ind AS 116 Leases, under Companies (Indian Accounting Standards) Amendment Rules, 2019 which is applicable with effect from 1st April, 2019.

Ind AS 116 sets out the principles for the recognition, measurement, presentation and disclosure of leases for both parties to a contract i.e., the lessee and the lessor. Ind AS 116 introduces a single lease accounting model for lessee and requires the lessee to recognize right of use assets and lease liabilities for all leases with a term of more than twelve months, unless the underlying asset is low value in nature. Currently, operating lease expenses are charged to the statement of profit and loss. Ind AS 116 substantially carries forward the lessor accounting requirements in Ind AS 17.

As per Ind AS 116, the lessee needs to recognise depreciation on rights of use assets and finance costs on lease liabilities in the statement of profit and loss. The lease payments made by the lessee under the lease arrangement will be adjusted against the lease liabilities. The Company has not entered into any any lease agreement and hence there is no impact on account of implementation of Ind AS 116 which might have significant impact on key profit & loss and balance sheet ratio i.e. Earnings before interest, tax, depreciation and amortisation (EBITDA), Asset coverage, debt equity, interest coverage, etc.

Note 25 : Regrouped, Recast, Reclassified

Figures of the earlier year have been regrouped or reclassified to conform with those of current year.