



**(I)(a) Statement Showing Shareholding Pattern**Name of the Company: **ARVIND LIMITED**Scrip Code, Name of the scrip, class of security: **500101, ARVIND, EQUITY SHARES**Quarter ended: **31st March, 2012**

Partly paid-up shares:-	No. of partly paid-up shares	As a % of total no. of partly paid-up shares	As a % of total no. of shares of the company
Held by promoter/promoter group	N.A.	N.A.	N.A.
Held by public	N.A.	N.A.	N.A.
<b>Total</b>	<b>N.A.</b>	<b>N.A.</b>	<b>N.A.</b>
Outstanding convertible securities:-	No. of outstanding securities	As a % of total no. of outstanding convertible securities	As a % of total no. of shares of the company, assuming full conversion of the convertible securities
Held by promoter/promoter group	N.A.	N.A.	N.A.
Held by public	N.A.	N.A.	N.A.
<b>Total</b>	<b>N.A.</b>	<b>N.A.</b>	<b>N.A.</b>
Warrants:-	No. of warrants	As a % of total no. of warrants	As a % of total no. of shares of the company, assuming full conversion of warrants
Held by promoter/promoter group	N.A.	N.A.	N.A.
Held by public	N.A.	N.A.	N.A.
<b>Total</b>	<b>N.A.</b>	<b>N.A.</b>	<b>N.A.</b>
Total paid-up capital of the company, assuming full conversion of warrants and convertible securities	<b>254632541</b>		

  
Company secretary  
ARVIND LIMITED

(a) Statement Showing Shareholding Pattern								
Category code	Category of Shareholder	Number of Shareholders	Total number of shares	Number of shares held in dematerialized form	Total shareholding as a percentage of total number of shares		Shares Pledged or otherwise encumbered	
					As a percentage of(A+B) <sup>1</sup>	As a percentage of (A+B+C)	Number of shares	As a percentage
(I)	(II)	(III)	(IV)	(V)	(VI)	(VII)	(VIII)	(IX)= (VIII)/(IV)*100
<b>(A) Shareholding of Promoter and Promoter Group<sup>2</sup></b>								
<b>1</b>	<b>Indian</b>							
(a)	Individuals/ Hindu Undivided Family	23	2826798	2826798	1.11	1.11	0	0.00
(b)	Central Government/ State Government(s)	0	0	0	0.00	0.00	0	0.00
(c)	Bodies Corporate	21	106876864	106876864	42.08	41.97	455000	0.43
(d)	Financial Institutions/ Banks	0	0	0	0.00	0.00	0	0.00
(e)	Any Others(Specify)	0	0	0	0.00	0.00	0	0.00
	<b>Sub Total(A)(1)</b>	<b>44</b>	<b>109703662</b>	<b>109703662</b>	<b>43.20</b>	<b>43.08</b>	<b>455000</b>	<b>0.41</b>
<b>2</b>	<b>Foreign</b>							
a	Individuals (Non-Residents Individuals/ Foreign Individuals)	0	0	0	0.00	0.00	0	0.00
b	Bodies Corporate	0	0	0	0.00	0.00	0	0.00
c	Institutions	0	0	0	0.00	0.00	0	0.00
d	Any Others(Specify)	0	0	0	0.00	0.00	0	0.00
	<b>Sub Total(A)(2)</b>	<b>0</b>	<b>0</b>	<b>0</b>	<b>0.00</b>	<b>0.00</b>	<b>0</b>	<b>0.00</b>
	<b>Total Shareholding of Promoter and Promoter Group (A)= (A)(1)+(A)(2)</b>	<b>44</b>	<b>109703662</b>	<b>109703662</b>	<b>43.20</b>	<b>43.08</b>	<b>455000</b>	<b>0.41</b>
<b>(B)</b>	<b>Public shareholding</b>							
<b>1</b>	<b>Institutions</b>							
(a)	Mutual Funds/ UTI	50	28168480	28160176	11.09	11.06		
(b)	Financial Institutions/Banks	56	561555	554622	0.22	0.22		
(c)	Central Government/ State Government(s)	0	0	0	0.00	0.00		
(d)	Venture Capital Funds	0	0	0	0.00	0.00		
(e)	Insurance Companies	5	17113562	17112412	6.74	6.72		
(f)	Foreign Institutional Investors	126	39559997	39538090	15.58	15.54		
(g)	Foreign Venture Capital Investors	0	0	0	0.00	0.00		
(h)	Any Other (specify)							
(h-i)	Foreign Banks/ IFCW	3	1213	963	0.00	0.00		
	<b>Sub-Total (B)(1)</b>	<b>240</b>	<b>85404807</b>	<b>85366263</b>	<b>33.63</b>	<b>33.54</b>		
<b>2</b>	<b>Non-institutions</b>							
(a)	Bodies Corporate	1734	9654142	9591084	3.80	3.79		
(b)	Individuals							
	i. Individual shareholders holding nominal share capital up to Rs 1 lakh	163597	39555387	36339189	15.57	15.53		
	ii. Individual shareholders holding nominal share capital in excess of Rs.1 lakh.	258	7924503	7877513	3.12	3.11		
(c)	Any Other (specify)							
(c-i)	NRI/OCBs	1332	1729814	1664507	0.68	0.68		
	<b>Sub-Total (B)(2)</b>	<b>166921</b>	<b>58863846</b>	<b>55472293</b>	<b>23.18</b>	<b>23.12</b>		
<b>(B)</b>	<b>Total Public Shareholding (B)= (B)(1)+(B)(2)</b>	<b>167161</b>	<b>144268653</b>	<b>140838556</b>	<b>56.80</b>	<b>56.66</b>	<b>0</b>	<b>0.00</b>
	<b>TOTAL (A)+(B)</b>	<b>167205</b>	<b>253972315</b>	<b>250542218</b>	<b>100.00</b>	<b>99.74</b>		
<b>(C)</b>	<b>Shares held by Custodians and against which Depository Receipts have been issued</b>							
<b>1</b>	<b>Promoter and Promoter Group</b>	<b>0</b>	<b>0</b>	<b>0</b>	<b>0.00</b>	<b>0.00</b>		
<b>2</b>	<b>Public</b>	<b>2</b>	<b>660226</b>	<b>645226</b>	<b>0.00</b>	<b>0.26</b>		
	<b>Sub-Total (C)</b>	<b>2</b>	<b>660226</b>	<b>645226</b>	<b>0.00</b>	<b>0.26</b>	<b>0</b>	<b>0</b>
	<b>GRAND TOTAL (A)+(B)+(C)</b>	<b>167207</b>	<b>254632541</b>	<b>251187444</b>	<b>100.00</b>	<b>100.00</b>	<b>455000</b>	<b>0.18</b>


  
 Company secretary  
**ARVIND LIMITED**

## (I)(b) Statement showing holding of securities (including shares, warrants, convertible securities) of persons belonging to the category "Promoter and Promoter Group"

Sr. No.	Name of the shareholder	Details of Shares held		Encumbered shares (*)			Details of warrants		Details of convertible securities		Total shares (including underlying shares assuming full conversion of warrants and convertible securities) as a % of diluted share capital
		Number of shares held	As a % of grand total (A)+(B)+(C)	No.	As a percentage	As a % of grand total (A)+(B)+(C) of sub-clause (I)(a)	Number of warrants held -	As a % total number of warrants of the same class	Number of convertible securities held	As a % total number of convertible securities of the same class	
(I)	(II)	(III)	(IV)	(V)	(VI)=(V)/(III)*100	(VII)	(VIII)	(IX)	(X)	(XI)	(XII)
1	Aura Securities Pvt. Ltd.	85738882	33.67	455000	0.53	0.18	0	0	0	0	0
2	AML Employees' Welfare Trust	6327178	2.48	0	0.00	0.00	0	0	0	0	0
3	Shwetratna Trading and Investments Pvt. Ltd.	5600000	2.20	0	0.00	0.00	0	0	0	0	0
4	Atul Limited	4127471	1.62	0	0.00	0.00	0	0	0	0	0
5	Sanjaybhai Shrenikbhai Lalbhai	2500152	0.98	0	0.00	0.00	0	0	0	0	0
6	Amazon Investments Private Limited	1792158	0.70	0	0.00	0.00	0	0	0	0	0
7	Anubhav Investments Pvt. Limited	1003815	0.39	0	0.00	0.00	0	0	0	0	0
8	Aeon Investments Private Limited	778965	0.31	0	0.00	0.00	0	0	0	0	0
9	Acropolis Investments Pvt. Limited	439199	0.17	0	0.00	0.00	0	0	0	0	0
10	Anshuman Holdings Private Limited	267140	0.10	0	0.00	0.00	0	0	0	0	0
11	Samvegghai Arvindbhai Lalbhai	213395	0.08	0	0.00	0.00	0	0	0	0	0
12	Active Investments Private Limited	153885	0.06	0	0.00	0.00	0	0	0	0	0
13	Agrimore Limited	135000	0.05	0	0.00	0.00	0	0	0	0	0
14	Adore Investments Private Limited	130995	0.05	0	0.00	0.00	0	0	0	0	0
15	Suvikash Trading (P) Limited	117500	0.05	0	0.00	0.00	0	0	0	0	0
16	Arandeep Holdings Private Limited	94250	0.04	0	0.00	0.00	0	0	0	0	0
17	Aayojan Resources Pvt. Limited	74810	0.03	0	0.00	0.00	0	0	0	0	0
18	Alligator Investments Private Limited	40426	0.02	0	0.00	0.00	0	0	0	0	0
19	Osia Enterprises Private Limited	40000	0.02	0	0.00	0.00	0	0	0	0	0
20	Hansaben Niranjanbhai Lalbhai	36432	0.01	0	0.00	0.00	0	0	0	0	0
21	Anamikaben Samvegghai Lalbhai	35636	0.01	0	0.00	0.00	0	0	0	0	0
22	Saumya Samvegghai Lalbhai	20000	0.01	0	0.00	0.00	0	0	0	0	0
23	Suvidha Dairy Private Limited	14190	0.01	0	0.00	0.00	0	0	0	0	0
24	Badlani Manini Rajiv	5402	0.00	0	0.00	0.00	0	0	0	0	0
25	Swati S Lalbhai	5337	0.00	0	0.00	0.00	0	0	0	0	0
26	Punit Sanjaybhai	3714	0.00	0	0.00	0.00	0	0	0	0	0
27	Taral S Lalbhai	3624	0.00	0	0.00	0.00	0	0	0	0	0
28	Sunil Siddharth Lalbhai	1445	0.00	0	0.00	0.00	0	0	0	0	0
29	Adhinami Investments Private Limited	1000	0.00	0	0.00	0.00	0	0	0	0	0
30	Vimlaben S Lalbhai	970	0.00	0	0.00	0.00	0	0	0	0	0
31	Shrenikbhai Kasturbhai Lalbhai	414	0.00	0	0.00	0.00	0	0	0	0	0
32	Sanjaybhai Shrenikbhai Lalbhai	100	0.00	0	0.00	0.00	0	0	0	0	0
33	Sheth Arvindbhai Narottambhai	88	0.00	0	0.00	0.00	0	0	0	0	0
34	Jayshreeben Sanjaybhai Lalbhai	77	0.00	0	0.00	0.00	0	0	0	0	0
35	Kalpanaben Shripalbhai Morakhia	12	0.00	0	0.00	0.00	0	0	0	0	0
	<b>Total</b>	<b>109703662</b>	<b>43.08</b>	<b>455000</b>	<b>0.41</b>	<b>0.18</b>	<b>0.00</b>	<b>0.00</b>	<b>0.00</b>	<b>0.00</b>	<b>0.00</b>

## (I)(c)(i) Statement showing holding of securities (including shares, warrants, convertible securities) of persons belonging to the category "Public" and holding more than 1% of the total number of shares -

Sr. No.	Name of the shareholder	Number of shares held	Shares as a percentage of total number of shares (i.e., Grand Total (A)+(B)+(C) indicated in Statement at para (I)(a) above)	Details of warrants		Details of convertible securities		Total shares (including underlying shares assuming full conversion of warrants and convertible securities) as a % of diluted share capital
				Number of warrants held	As a % total number of warrants of the same class	Number of convertible securities held	% w.r.t total number of convertible securities of the same class	
1	Life Insurance Corporation of India	16558953	6.50	0	0	0	0	0
2	Government Pension Fund Global	11056037	4.34	0	0	0	0	0
3	IDFC Premier Equity Fund	8566557	3.36	0	0	0	0	0
4	DSP Blackrock Equity Fund	5226291	2.05	0	0	0	0	0
5	HDFC Trustee Company Limited- HDFC Prudence Fund	4309524	1.69	0	0	0	0	0
6	DSP Blackrock Small & Mid Cap Fund	3643617	1.43	0	0	0	0	0
7	Blackrock India Equities Fund (Mauritius) Limited	3259595						
8	The Master Trust Bank of Japan, Ltd.as Trustee of Blackrock India Equity Fund	3179726	1.25	0	0	0	0	0
	<b>TOTAL</b>	<b>55800300</b>	<b>21.91</b>	<b>0</b>	<b>0</b>	<b>0</b>	<b>0</b>	<b>0</b>

  
 Company secretary  
 ARVIND LIMITED

(I)(c)

ii) Statement showing holding of securities (including shares, warrants, convertible securities) of persons (together with PAC) belonging to the category "Public" and holding more than 5% of the total number of shares of the company

Sr. No.	Name(s) of the shareholder(s) and the Persons Acting in Concert (PAC) with them	Number of shares	Shares as a percentage of total number of shares (i.e., Grand Total (A)+(B)+(C) indicated in Statement at para (I)(a) above)	Details of warrants		Details of convertible securities		Total shares (including underlying shares assuming full conversion of warrants and convertible securities) as a % of diluted share capital
				Number of warrants	As a % total number of warrants of the same class	Number of convertible securities held	% w.r.t total number of convertible securities of the same class	
1	Life Insurance Corporation of India	16558953	6.50	0	0	0	0	0
<b>TOTAL</b>		<b>16558953</b>	<b>6.50</b>	<b>0</b>	<b>0</b>	<b>0</b>	<b>0</b>	<b>0</b>

(I)(d) Statement showing details of locked-in shares

Sr. No.	Name of the shareholder	Category of Shareholders (Promoter/Public)	Number of locked-in shares	Locked-in shares as a percentage of total number of shares (i.e., Grand Total (A)+(B)+(C) indicated in Statement at para (I)(a) above)
1	Aura Securities Pvt. Ltd.	Promoter	33050000	12.98
<b>TOTAL</b>			<b>33050000</b>	<b>12.98</b>


(II)(a) Statement showing details of Depository Receipts (DRs)

Sr. No.	Type of outstanding DR (ADRs, GDRs, SDRs, etc.)	Number of outstanding DRs	Number of shares underlying outstanding DRs	Shares underlying outstanding DRs as a percentage of total number of shares (i.e., Grand Total (A)+(B)+(C) indicated in Statement at para (I)(a) above)
1	GDRs	660226	660226	0.26
<b>TOTAL</b>		<b>660226</b>	<b>660226</b>	<b>0.26</b>

(II)(b) Statement showing holding of Depository Receipts (DRs), where underlying shares held by "promoter/promoter group" are in excess of 1% of the total number of shares

Sr. No.	Name of the DR Holder	Type of outstanding DR (ADRs, GDRs, SDRs, etc.)	Number of shares underlying outstanding DRs	Shares underlying outstanding DRs as a percentage of total number of shares (i.e., Grand Total (A)+(B)+(C) indicated in Statement at para (I)(a) above)
1	N.A.	N.A.	N.A.	N.A.
<b>TOTAL</b>				

(III)(a) Statement Showing the voting pattern of Shareholders, if more than one class of Shares/securities is issued by the issuer. - **Not Applicable.**

  
Company secretary  
ARVIND LIMITED