

Arvind Limited

LALBHAI GROUP

Naroda Road, Ahmedabad 380 025, India

T +91 79 30138000 W www.arvind.com

CIN - L17119GJ1931PLC000093

ARVIND

STATEMENT OF STANDALONE UNAUDITED RESULTS FOR THE QUARTER AND NINE MONTHS ENDED 31ST DECEMBER, 2015

PART I

[₹ in Crores]

Sr. No.	Particulars	Quarter Ended			Nine Months Ended		Year Ended
		31.12.15	30.09.15	31.12.14	31.12.15	31.12.14	31.03.15
		Unaudited	Unaudited	Unaudited	Unaudited	Unaudited	Audited
1	Income from operations						
	(a) Net Sales/Income from Operations (Net of excise duty)	1344.83	1335.71	1327.37	3989.95	3855.69	5197.31
	(b) Other Operating Income	(0.47)	0.13	3.09	1.49	19.97	27.38
	Total Income from operations (net)	1344.36	1335.84	1330.46	3991.44	3875.66	5224.69
2	Expenses						
	(a) Cost of materials consumed	506.44	524.06	535.43	1545.55	1668.81	2174.04
	(b) Purchase of stock-in-trade	31.14	27.28	27.97	78.98	63.29	98.40
	(c) Project Expenses	2.89	3.18	1.98	7.56	7.99	8.43
	(d) Changes in inventories of finished goods, work-in-progress and stock-in-trade	(13.83)	(35.33)	(32.30)	(58.12)	(129.65)	(93.67)
	(e) Employee benefit expense	160.03	162.02	145.59	477.28	425.47	571.07
	(f) Depreciation and amortisation expense	36.61	35.20	31.03	107.76	91.82	125.83
	(g) Power & Fuel	114.42	120.52	115.89	350.02	351.96	454.51
	(h) Stores Consumption	107.78	119.46	108.12	335.14	325.50	433.26
	(i) Other Expenses	227.80	213.94	207.56	636.47	551.43	764.25
	(j) Foreign Exchange Loss/(Gain)	0.39	0.12	(1.73)	1.11	(8.31)	(12.79)
	Total Expenses	1173.67	1170.45	1139.54	3481.75	3348.31	4523.33
3	Profit from Operations before Other Income, Finance Cost & Exceptional Items (1-2)	170.69	165.39	190.92	509.69	527.35	701.36
4	Other Income	20.85	33.05	22.42	82.88	95.75	128.25
5	Profit from ordinary activities before Finance Costs & Exceptional Items (3+4)	191.54	198.44	213.34	592.57	623.10	829.61
6	Finance Costs	72.93	78.48	81.68	236.30	242.53	320.06
7	Profit from ordinary activities after Finance Costs but before Exceptional Items (5-6)	118.61	119.96	131.66	356.27	380.57	509.55
8	Add/(Less) : Exceptional Item (Refer Note 4)	(1.28)	(3.77)	(2.45)	(7.92)	(5.89)	(31.93)
9	Profit from Ordinary Activities before tax (7+8)	117.33	116.19	129.21	348.35	374.68	477.62
10	Tax Expense :						
	- Current Tax	22.50	26.00	15.00	72.50	34.00	100.82
	- Deferred Tax	7.00	3.00	15.00	14.00	31.00	68.87
	- (Excess)/Short Provision for Tax for earlier years	0.00	0.00	0.00	0.00	0.00	(53.86)
	- MAT Credit Entitlement	1.00	7.00	0.00	16.00	0.00	(15.64)
11	Net Profit from Ordinary Activities after tax (9-10)	86.83	80.19	99.21	245.85	309.68	377.43
11A	Profit from Ordinary Activities after tax (Continuing Operations)	86.83	80.19	99.37	245.85	310.07	376.86
11B	Profit from Ordinary Activities after tax (Discontinuing Operations)	0.00	0.00	(0.16)	0.00	(0.39)	0.57
12	Net Profit from Ordinary Activities after tax (11A+11B)	86.83	80.19	99.21	245.85	309.68	377.43
13	Extraordinary Item (net of tax expense)	0.00	0.00	0.00	0.00	0.00	0.00
14	Net Profit for the period (12+13)	86.83	80.19	99.21	245.85	309.68	377.43
15	Paid-up Equity Share Capital (Face Value ₹ 10/- per share)	258.24	258.24	258.24	258.24	258.24	258.24
16	Reserves excluding revaluation reserves as per Balance Sheet of previous accounting year						2318.28
17	EPS ₹-(Not Annualised)						
	- Basic	3.36	3.11	3.84	9.52	11.99	14.62
	- Diluted	3.35	3.11	3.84	9.51	11.99	14.61

For Arvind Limited

Ahmedabad
February 4, 2016*Sanjay S. Lalbhai*Sanjay S. Lalbhai
Chairman & Managing Director

Arvind Limited

LALBHAI GROUP

Naroda Road, Ahmedabad 380 025, India

T +91 79 30138000 W www.arvind.com

CIN - L17119GJ1931PLC000093

ARVIND

Notes:

- 1 The limited review of above unaudited financial results as required in terms of Clause 33 of the SEBI (Listing Obligations and Disclosure Requirements) Regulations, 2015 has been carried out by statutory auditors.
- 2 The above results were reviewed by the Audit Committee and taken on record by the Board of Directors at their meeting held on February 04, 2016.
- 3 Other Income for the quarter includes (a) profit/(loss) on sale of land held for sale/fixed assets ₹ 0.41 Crores (quarter ended September 31, 2015 ₹ 11.30 Crores, quarter ended December 31, 2014 ₹ 0.07) Crores, nine months ended December 31, 2015 ₹ 12.64 Crores, nine months ended December 31, 2014 ₹ 11.74 Crores, year ended March 31, 2015 ₹ 14.31 Crores), (b) profit/(loss) on sale of investments of ₹ Nil, (nine months ended December 31, 2015 ₹ Nil, nine months ended December 31, 2014 ₹ 15.97 Crores, year ended March 31, 2015 ₹ 18.15 Crores) and (c) Compensation income of ₹ Nil (nine months ended December 31, 2015 ₹ 2.40 Crores).
- 4 Exceptional Item for the quarter includes (a) Settlement charges of Deferred Electricity Duty ₹ Nil (nine months ended December 31, 2014 and year ended March 31, 2015 ₹ 2.89 Crores) and (b) Retrenchment Compensation paid to workers retired under Voluntary Retirement Scheme ₹ 1.28 Crores (quarter ended September 31, 2015 ₹ 3.77 Crores, quarter ended December 31, 2014 ₹ 2.45 Crores, nine months ended December 31, 2015 ₹ 7.92 Crores, nine months ended December 31, 2014 ₹ 3.00 Crores, year ended March 31, 2015 ₹ 29.04 Crores).
- 5 The Scheme of Arrangement ("the Scheme") between Arvind Limited ("the Company") and its wholly owned subsidiary Arvind Infrastructure Limited ("AIL") for demerger and transfer of Real Estate Undertaking ("demerged undertaking") to AIL sanctioned by the Hon'ble High Court of Gujarat has become effective from 1st April, 2015. Consequent to the Scheme, the Company has demerged the Real Estate Undertaking and hence the results for the quarter are not strictly comparable with previous corresponding periods presented.
- 6 During the quarter ended September 30, 2015 the Company has purchased all the rights, interest and title in the Business or Division known as "Creayte and MBO Division" of Arvind Internet Limited, a subsidiary of the Company as a going concern basis.
- 7 Figures of the previous quarter/year have been regrouped wherever necessary.

For Arvind Limited

Sanjay S. Lalbhai

Sanjay S. Lalbhai
Chairman & Managing Director

Ahmedabad
February 4, 2016

SEGMENTWISE REVENUE RESULTS AND CAPITAL EMPLOYED (STANDALONE)

₹ in Crores							
Sr. No	Particulars	Quarter Ended			Nine Months Ended		Year Ended
		31.12.15	30.09.15	31.12.14	31.12.15	31.12.14	31.03.15
		Unaudited	Unaudited	Unaudited	Unaudited	Unaudited	Audited
1	Segment Revenue (Net Sales / Income from Operations)						
	(a) Textiles	1278.44	1280.19	1286.28	3810.95	3750.53	5053.53
	(b) Brand and Retail	32.99	25.95	22.48	83.90	62.19	83.49
	(c) Real Estate	0.00	0.00	0.00	0.00	0.00	0.00
	(d) Others	46.55	43.51	33.57	140.54	94.58	132.55
	Total	1357.98	1349.65	1342.33	4035.39	3907.30	5269.57
	Add : Other Unallocable Income	0.00	0.00	0.00	0.00	0.00	0.00
	Less : Inter Segment Sales	13.62	13.81	11.87	43.95	31.64	44.88
	Net Sales / Income from Operations	1344.36	1335.84	1330.46	3991.44	3875.66	5224.69
2	Segment Results (Profit before Interest & Tax)						
	(a) Textiles	211.86	213.07	214.90	629.17	605.42	794.33
	(b) Brand and Retail	(6.09)	(7.43)	(4.74)	(19.88)	(11.82)	(18.18)
	(c) Real Estate	0.00	0.00	(0.20)	0.00	(0.50)	0.79
	(d) Others	(10.77)	(14.23)	(5.44)	(31.82)	(10.80)	(15.71)
	Total	195.00	191.41	204.52	577.47	582.30	761.23
	Less :						
	(a) Interest and Finance Charges (Net)	72.93	78.48	81.68	236.30	242.53	320.06
	(b) Other Unallocable expenditure (net of unallocable income)	4.74	(3.26)	(6.37)	(7.18)	(34.91)	(36.45)
	Profit Before Extra Ordinary Items & Tax	117.33	116.19	129.21	348.35	374.68	477.62
3	Capital Employed (Segment Assets - Segment Liability)						
	(a) Textiles	3015.66	2893.82	3011.16	3015.66	3011.16	2777.81
	(b) Brand and Retail	93.94	82.74	80.92	93.94	80.92	79.58
	(c) Real Estate	0.00	0.00	166.19	0.00	166.19	139.00
	(d) Others	343.46	331.34	242.86	343.46	242.86	249.96
	(e) Unallocable	2649.35	2601.34	2077.39	2649.35	2077.39	2349.09
	Total Capital Employed in Company	6102.41	5909.24	5578.52	6102.41	5578.52	5595.44

Note:

- Figures of the previous quarter/year have been regrouped wherever necessary.
- The Company has demerged Real Estate Undertaking as per the Scheme sanctioned by The Hon'ble High Court of Gujarat w.e.f. 1st April, 2015.

Ahmedabad
February 4, 2016

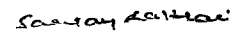
For Arvind Limited

Sanjay S. Lalbhai

Sanjay S. Lalbhai
Chairman & Managing Director

STATEMENT OF CONSOLIDATED UNAUDITED RESULTS FOR THE QUARTER AND NINE MONTHS ENDED 31ST DECEMBER, 2015							
PART I							
[₹ in Crores]							
Sr. No	Particulars	Quarter Ended			Nine Months Ended		Year Ended
		31.12.15	30.09.15	31.12.14	31.12.15	31.12.14	31.03.15
		Unaudited	Unaudited	Unaudited	Unaudited	Unaudited	Audited
1	Income from operations						
	(a) Net Sales/Income from Operations (Net of excise duty)	2150.97	2093.88	2069.29	6117.45	5782.29	7814.64
	(b) Other Operating Income	6.52	2.55	4.42	13.40	28.60	36.76
	Total Income from operations (net)	2157.49	2096.43	2073.71	6130.85	5810.89	7851.40
2	Expenses						
	(a) Cost of materials consumed	565.88	570.61	566.53	1684.13	1768.94	2292.23
	(b) Purchase of stock-in-trade	319.30	444.75	280.61	980.73	1080.34	1403.60
	(c) Project Expenses	7.08	8.38	18.13	21.83	53.13	70.64
	(d) Changes in inventories of finished goods, work-in-progress and stock-in-trade	64.00	(107.40)	59.46	(1.16)	(271.99)	(201.95)
	(e) Employee benefit expense	224.39	230.69	208.07	678.12	599.62	802.28
	(f) Depreciation and amortisation expense	65.36	61.37	55.82	189.51	156.32	212.35
	(g) Power & Fuel	124.08	129.20	125.77	376.72	378.53	488.24
	(h) Stores Consumption	110.40	122.20	111.80	342.24	335.51	447.42
	(i) Other Expenses	460.91	435.79	415.26	1276.62	1117.43	1544.53
	(j) Foreign Exchange Loss /(Gain)	0.95	0.85	(0.14)	3.19	(3.89)	(8.44)
	Total Expenses	1942.35	1896.44	1841.31	5551.93	5213.94	7050.90
3	Profit from Operations before Other Income, Finance Cost & Exceptional Items (1-2)	215.14	199.99	232.40	578.92	596.95	800.50
4	Other Income	18.83	31.97	15.02	75.60	70.23	93.20
5	Profit from ordinary activities before Finance Costs & Exceptional Items (3+4)	233.97	231.96	247.42	654.52	667.18	893.70
6	Finance Cost	89.52	94.67	101.79	286.69	299.04	394.60
7	Profit from ordinary activities after Finance Costs but before Exceptional Items (5-6)	144.45	137.29	145.63	367.83	368.14	499.10
8	Add/(Less) : Exceptional Item (Refer Note 5)	(1.28)	(3.77)	(2.45)	(7.92)	(5.89)	(54.33)
9	Profit from Ordinary Activities before tax (7+8)	143.17	133.52	143.18	359.91	362.25	444.77
10	Tax Expense :						
	- Current Tax	28.66	30.16	20.12	85.01	45.63	122.15
	- Deferred Tax	10.49	3.39	14.85	6.47	25.96	54.97
	- (Excess)/Short Provision of Tax of earlier year	0.00	0.01	0.00	0.01	0.00	(53.82)
	- MAT Credit Entitlement	(0.58)	7.00	0.00	14.42	0.00	(16.15)
11	Net Profit from Ordinary Activities after tax (9-10)	104.60	92.96	108.21	254.00	290.66	337.62
11A	Profit from Ordinary Activities after tax (Continuing Operations)	104.60	92.96	105.05	254.00	289.45	326.73
11B	Profit from Ordinary Activities after tax (Discontinuing Operations)	0.00	0.00	3.16	0.00	1.21	10.89
12	Net Profit from Ordinary Activities after tax (11A+11B)	104.60	92.96	108.21	254.00	290.66	337.62
13	Extraordinary Item (net of tax expense)	0.00	0.00	0.00	0.00	0.00	0.00
14	Net Profit for the period Before Minority Interest (12+13)	104.60	92.96	108.21	254.00	290.66	337.62
15	Less : Share of Minority Interest	1.30	1.93	(0.89)	1.63	(2.21)	(3.48)
16	Net Profit for the period (14-15)	103.30	91.03	109.10	252.37	292.87	341.10
17	Paid-up Equity Share Capital (Face Value ₹ 10/- per share)	258.24	258.24	258.24	258.24	258.24	258.24
18	Reserves excluding revaluation reserves as per Balance Sheet of previous accounting year						2196.88
19	EPS ₹-(Not Annualised)						
	- Basic	4.00	3.52	4.22	9.77	11.34	13.21
	- Diluted	4.00	3.52	4.22	9.77	11.34	13.20
	(See accompanying notes to the Financial Results)						

For Arvind Limited

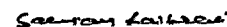

Sanjay S. Lalbhai
Chairman & Managing DirectorAhmedabad
February 4, 2016

Notes:

- 1 The Company has intimated the Stock Exchange to publish only Consolidated Financial Results & hence the standalone financial results have not been published. However, the standalone financial results for the quarter ended December 31, 2015 is available on Company's website. (www.arvind.com)
- 2 The consolidated and standalone financial results of the Company for the quarter ended December 31, 2015 have been reviewed by the Audit Committee and taken on record by the Board of Directors at their meeting held on February 04, 2016.
- 3 Both the consolidated and standalone financial results have been submitted to the Bombay Stock Exchange Limited (BSE), National stock Exchange of India Limited (NSE) and Ahmedabad Stock Exchange Limited (ASE) where the equity shares of the Company are listed.
- 4 Other Income for the quarter includes (a) profit/(loss) on sale of land held for sale/fixed assets ₹ 0.41 Crores (quarter ended September 30, 2015 ₹ 11.30 Crores, quarter ended December 31, 2014 ₹ 0.01 Crores, nine months ended December 31, 2015 ₹ 12.66 Crores, nine months ended December 31, 2014 ₹ 11.83 Crores, year ended March 31, 2015 ₹ 14.29 Crores), (b) profit/(loss) on sale of investments of ₹ 0.01 Crores (quarter ended September 30, 2015 ₹ 0.01 Crores, quarter ended December 31, 2014 ₹ 0.01 Crores, nine months ended December 31, 2015 ₹ 0.05 Crores, nine months ended December 31, 2014 ₹ 9.82 Crores, year ended March 31, 2015 ₹ 7.36 Crores) and (c) Compensation income of ₹ Nil (nine months ended December 31, 2015 ₹ 2.40 Crores).
- 5 Exceptional Item for the quarter includes (a) Settlement charges of Deferred Electricity Duty ₹ Nil (nine months ended December 31, 2014 and year ended March 31, 2015 ₹ 2.89 Crores), (b) Retrenchment Compensation paid to workers retired under Voluntary Retirement Scheme ₹ 1.28 Crores (quarter ended September 30, 2015 ₹ 3.77 Crores, quarter ended December 31, 2014 ₹ 2.45 Crores, nine months ended December 31, 2015 ₹ 7.92 Crores, nine months ended December 31, 2014 ₹ 3.00 Crores, year ended March 31, 2015 ₹ 29.04 Crores) and (c) Settlement Charges paid against disputed claim ₹ Nil (year ended March 31, 2015 ₹ 22.40 Crores).
- 6 The Scheme of Arrangement ("the Scheme") between Arvind Limited ("the Company") and its wholly owned subsidiary Arvind Infrastructure Limited ("AIL") for demerger and transfer of Real Estate Undertaking ("demerged undertaking") to AIL sanctioned by the Hon'ble High Court of Gujarat has become effective from 1st April, 2015. Consequent to the Scheme, the Company has demerged the Real Estate Undertaking and hence the results for the quarter are not strictly comparable with previous corresponding periods presented.
- 7 Figures of the previous quarter/year have been regrouped wherever necessary.
- 8 **Standalone Information :**

Particulars	Quarter Ended			Nine Months Ended		Year Ended
	31.12.15	30.09.15	31.12.14	31.12.15	31.12.14	31.03.15
	Unaudited	Unaudited	Unaudited	Unaudited	Unaudited	Audited
Revenue	1344.36	1335.84	1330.46	3991.44	3875.66	5224.69
Profit before Tax	117.33	116.19	129.21	348.35	374.68	477.62
Profit after Tax	86.83	80.19	99.21	245.85	309.68	377.43

For Arvind Limited


Sanjay S. Lalbhai
Chairman & Managing DirectorAhmedabad
February 4, 2016

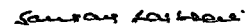
SEGMENTWISE REVENUE RESULTS AND CAPITAL EMPLOYED (CONSOLIDATED)

₹ in Crores							
Sr. No	Particulars	Quarter Ended			Nine Months Ended		Year Ended
		31.12.15	30.09.15	31.12.14	31.12.15	31.12.14	31.03.15
		Unaudited	Unaudited	Unaudited	Unaudited	Unaudited	Audited
1	Segment Revenue (Net Sales / Income from Operations)						
	(a) Textiles	1290.68	1295.85	1290.68	3841.69	3761.81	5069.10
	(b) Brand and Retail	736.97	702.86	658.68	1966.89	1765.63	2349.92
	(c) Real Estate	7.86	6.09	36.95	17.87	70.54	109.28
	(d) Others	138.90	112.78	105.67	365.91	267.71	396.87
	Total	2174.41	2117.58	2091.98	6192.36	5865.69	7925.17
	Add : Other Unallocable Income	0.00	0.00	0.00	0.00	0.00	0.00
	Less : Inter Segment Sales	16.92	21.15	18.27	61.51	54.80	73.77
	Net Sales / Income from Operations	2157.49	2096.43	2073.71	6130.85	5810.89	7851.40
2	Segment Results (Profit before Interest & Tax)						
	(a) Textiles	210.23	211.07	213.58	621.86	602.46	788.11
	(b) Brand and Retail	32.11	25.24	27.20	50.30	43.75	30.20
	(c) Real Estate	(0.39)	(0.01)	6.96	(0.74)	10.83	26.59
	(d) Others	2.80	(4.23)	0.12	(10.71)	1.93	4.85
	Total	244.75	232.07	247.86	660.71	658.97	849.75
	Less :						
	(a) Interest and Finance Charges (Net)	89.52	94.67	101.79	286.69	299.04	394.60
	(b) Other Unallocable expenditure (net of un-allocable income)	12.06	3.88	2.89	14.11	(2.32)	10.38
	Profit Before Extra Ordinary Items & Tax	143.17	133.52	143.18	359.91	362.25	444.77
3	Capital Employed (Segment Assets - Segment Liability)						
	(a) Textiles	3152.75	3027.73	3193.64	3152.75	3193.64	2913.42
	(b) Brand and Retail	1553.95	1519.27	1198.57	1553.95	1198.57	1258.36
	(c) Real Estate	105.55	63.34	293.91	105.55	293.91	293.80
	(d) Others	557.15	549.82	439.94	557.15	439.94	457.81
	(e) Unallocable	1311.94	1317.13	1078.06	1311.94	1078.06	1231.90
	Total Capital Employed in Company	6681.34	6477.29	6204.12	6681.34	6204.12	6155.29

Notes :

- Figures of the previous quarter/year have been regrouped wherever necessary.
- The Company has demerged Real Estate Undertaking as per the Scheme sanctioned by The Hon'ble High Court of Gujarat w.e.f. 1st April, 2015.

For Arvind Limited


Sanjay S. Lalbhai
Chairman & Managing Director
Ahmedabad
February 4, 2016