


(I)(a) Statement Showing Shareholding PatternName of the Company: **ARVIND LIMITED**Scrip Code, Name of the scrip, class of security: **ARVIND, EQUITY SHARES**Quarter ended: **31st December, 2012**

Partly paid-up shares:-	No. of partly paid-up shares	As a % of total no. of partly paid-up shares	As a % of total no. of shares of the company
Held by promoter/promoter group	N.A.	N.A.	N.A.
Held by public	N.A.	N.A.	N.A.
Total	N.A.	N.A.	N.A.
Outstanding convertible securities:-	No. of outstanding securities	As a % of total no. of outstanding convertible securities	As a % of total no. of shares of the company, assuming full conversion of the convertible securities
Held by promoter/promoter group	N.A.	N.A.	N.A.
Held by public	N.A.	N.A.	N.A.
Total	N.A.	N.A.	N.A.
Warrants:-	No. of warrants	As a % of total no. of warrants	As a % of total no. of shares of the company, assuming full conversion of warrants
Held by promoter/promoter group	N.A.	N.A.	N.A.
Held by public	N.A.	N.A.	N.A.
Total	N.A.	N.A.	N.A.
Total paid-up capital of the company, assuming full conversion of warrants and convertible securities	258043069		



(a) Statement Showing Shareholding Pattern								
Category code	Category of Shareholder	Number of Shareholders	Total number of shares	Number of shares held in dematerialized form	Total shareholding as a percentage of total number of shares		Shares Pledged or otherwise encumbered	
					As a percentage of (A+B) ¹	As a percentage of (A+B+C)	Number of shares	As a percentage
(I)	(II)	(III)	(IV)	(V)	(VI)	(VII)	(VIII)	(IX)= (VIII)/(IV)*100
(A) Shareholding of Promoter and Promoter Group²								
1 Indian								
(a)	Individuals/ Hindu Undivided Family	23	2345458	2345458	0.91	0.91	0	0.00
(b)	Central Government/ State Government(s)	0	0	0	0.00	0.00	0	0.00
(c)	Bodies Corporate	20	109913354	109913354	42.69	42.59	455000	0.41
(d)	Financial Institutions/ Banks	0	0	0	0.00	0.00	0	0.00
(e)	Any Others(Specify)	0	0	0	0.00	0.00	0	0.00
Sub Total(A)(1)		43	112258812	112258812	43.60	43.50	455000	0.41
2 Foreign								
a	Individuals (Non-Residents Individuals/ Foreign Individuals)	0	0	0	0.00	0.00	0	0.00
b	Bodies Corporate	0	0	0	0.00	0.00	0	0.00
c	Institutions	0	0	0	0.00	0.00	0	0.00
d	Qualified Foreign Investor				0.00	0.00		
e	Any Others(Specify)	0	0	0	0.00	0.00	0	0.00
Sub Total(A)(2)		0	0	0	0.00	0.00	0	0.00
Total Shareholding of Promoter and Promoter Group (A)= (A)(1)+(A)(2)		43	112258812	112258812	43.60	43.50	455000	0.41
(B) Public shareholding								
1 Institutions								
(a)	Mutual Funds/ UTI	56	29466891	29456078	11.44	11.42		
(b)	Financial Institutions/Banks	63	492394	483865	0.19	0.19		
(c)	Central Government/ State Government(s)	1	22	22	0.00	0.00		
(d)	Venture Capital Funds	0	0	0	0.00	0.00		
(e)	Insurance Companies	4	17138995	17138595	6.66	6.64		
(f)	Foreign Institutional Investors	120	44962680	44940773	17.46	17.42		
(g)	Foreign Venture Capital Investors	0	0	0	0.00	0.00		
(h)	Qualified Foreign Investor	0	0	0	0.00	0.00		
(i)	Any Other (specify)							
(i-i)	Foreign Banks/ IFCW	3	1213	963	0.00	0.00		
Sub-Total (B)(1)		247	92062195	92020296	35.75	35.68		
2 Non-institutions								
(a)	Bodies Corporate	1729	6063403	5997677	2.35	2.35		
(b)	Individuals							
	i. Individual shareholders holding nominal share capital up to Rs 1 lakh	210749	36807157	33199837	14.30	14.26		
	ii. Individual shareholders holding nominal share capital in excess of Rs.1 lakh.	252	7978194	7931314	3.10	3.09		
(c)	Qualified Foreign Investor	0	0	0	0.00	0.00		
(d)	Any Other (specify)							
(d-i)	NRI/OCBs	1341	1746403	1682317	0.68	0.68		
(d-ii)	Trusts	15	3339	3339	0.00	0.00		
(d-iii)	Clearing Members	297	563094	563094	0.22	0.22		
Sub-Total (B)(2)		214383	53161590	49377578	20.65	20.60		
Total Public Shareholding (B)= (B)(1)+(B)(2)		214630	145223785	141397874	56.40	56.28	0	0.00
TOTAL (A)+(B)		214673	257482597	253656686	100.00	99.78		
(C) Shares held by Custodians and against which Depository Receipts have been issued								
1 Promoter and Promoter Group								
		0	0	0	0.00	0.00		
2 Public								
		2	560472	545472	0.00	0.22		
Sub-Total (C)		2	560472	545472	0.00	0.22	0	0
GRAND TOTAL (A)+(B)+(C)		214675	258043069	254202158	100.00	100.00	455000	0.18




(I)(b) Statement showing holding of securities (including shares, warrants, convertible securities) of persons belonging to the category "Promoter and Promoter Group"

Sr. No.	Name of the shareholder	Details of Shares held		Encumbered shares (*)			Details of warrants		Details of convertible securities		Total shares (including underlying shares assuming full conversion of warrants and convertible securities) as a % of diluted share capital
		Number of shares held	As a % of grand total (A)+(B)+(C)	No.	As a percentage	As a % of grand total (A)+(B)+(C) of sub-clause (I)(a)	Number of warrants held	As a % total number of warrants of the same class	Number of convertible securities held	As a % total number of convertible securities of the same class	
(I)	(II)	(III)	(IV)	(V)	(VI)=(V)/(III)*100	(VII)	(VIII)	(IX)	(X)	(XI)	(XII)
1	Aura Securities Pvt. Ltd.	94638882	36.68	455000	0.48	0.18	0	0	0	0	0
2	AML Employees' Welfare Trust	6327317	2.45	0	0.00	0.00	0	0	0	0	0
3	Atul Limited	4127471	1.60	0	0.00	0.00	0	0	0	0	0
4	Sanjaybhai Shrenikbhai Lalbhai	2000152	0.78	0	0.00	0.00	0	0	0	0	0
5	Amazon Investments Private Limited	1792158	0.69	0	0.00	0.00	0	0	0	0	0
6	Anubhav Investments Pvt. Limited	1053815	0.39	0	0.00	0.00	0	0	0	0	0
7	Aeon Investments Private Limited	607531	0.24	0	0.00	0.00	0	0	0	0	0
8	Acropolis Investments Pvt.Limited	440062	0.17	0	0.00	0.00	0	0	0	0	0
9	Samvegbbhai Arvindbhai Lalbhai	216576	0.08	0	0.00	0.00	0	0	0	0	0
10	Active Investments Private Limited	178475	0.07	0	0.00	0.00	0	0	0	0	0
11	Anshuman Holdings Private Limited	137140	0.05	0	0.00	0.00	0	0	0	0	0
12	Agrimore Limited	135000	0.05	0	0.00	0.00	0	0	0	0	0
13	Adore Investments Private Limited	132296	0.05	0	0.00	0.00	0	0	0	0	0
14	Suvikash Trading (P) Limited	118500	0.05	0	0.00	0.00	0	0	0	0	0
15	Amardeep Holdings Private Limited	94250	0.04	0	0.00	0.00	0	0	0	0	0
16	Aayojan Resources Pvt. Limited	84505	0.03	0	0.00	0.00	0	0	0	0	0
17	Alligator Investments Private Limited	40762	0.02	0	0.00	0.00	0	0	0	0	0
18	Anamikaben Samvegbbhai Lalbhai	40032	0.02	0	0.00	0.00	0	0	0	0	0
19	Osia Enterprises Private Limited	40000	0.02	0	0.00	0.00	0	0	0	0	0
20	Hansaben Niranjanbhai Lalbhai	38068	0.01	0	0.00	0.00	0	0	0	0	0
21	Saumya Samvegbbhai Lalbhai	20000	0.01	0	0.00	0.00	0	0	0	0	0
22	Suvidha Dairy Private Limited	14190	0.01	0	0.00	0.00	0	0	0	0	0
23	Swati S Lalbhai	7712	0.00	0	0.00	0.00	0	0	0	0	0
24	Badiani Manini Rajiv	5402	0.00	0	0.00	0.00	0	0	0	0	0
25	Taral S Lalbhai	4074	0.00	0	0.00	0.00	0	0	0	0	0
26	Punit Sanjaybhai	3714	0.00	0	0.00	0.00	0	0	0	0	0
27	Sheth Arvindbhai Narottambhai	3552	0.00	0	0.00	0.00	0	0	0	0	0
28	Sunil Siddharth Lalbhai	3437	0.00	0	0.00	0.00	0	0	0	0	0
29	Shrenikbhai Kasturbhai Lalbhai	1580	0.00	0	0.00	0.00	0	0	0	0	0
30	Adhinami Investments Private Limited	1000	0.00	0	0.00	0.00	0	0	0	0	0
31	Vimlaben S Lalbhai	970	0.00	0	0.00	0.00	0	0	0	0	0
32	Sanjaybhai Shrenikbhai Lalbhai	100	0.00	0	0.00	0.00	0	0	0	0	0
33	Jayshreeben Sanjaybhai Lalbhai	77	0.00	0	0.00	0.00	0	0	0	0	0
34	Kalpanaben Shripalbhai Morakhia	12	0.00	0	0.00	0.00	0	0	0	0	0
	Total	112258812	43.50	455000	0.41	0.18	0.00	0.00	0.00	0.00	0.00

(I)(c)(i) Statement showing holding of securities (including shares, warrants, convertible securities) of persons belonging to the category "Public" and holding more than 1% of the total number of shares

Sr. No.	Name of the shareholder	Number of shares held	Shares as a percentage of total number of shares (i.e., Grand Total (A)+(B)+(C) indicated in Statement at para (I)(a) above)	Details of warrants		Details of convertible securities		Total shares (including underlying shares assuming full conversion of warrants and convertible securities) as a % of diluted share capital
				Number of warrants held	As a % total number of warrants of the same class	Number of convertible securities held	% w.r.t total number of convertible securities of the same class	
1	Life Insurance Corporation of India	16585134	6.43	0	0	0	0	0
2	Government Pension Fund Global	11056037	4.28	0	0	0	0	0
3	IDFC Premier Equity Fund	8566557	3.32	0	0	0	0	0
4	DSP Blackrock Equity Fund	5226291	2.03	0	0	0	0	0
5	HDFC Trustee Company Limited- HDFC Prudence Fund	4309524	1.67	0	0	0	0	0
6	DSP Blackrock Small & Mid Cap Fund	3643617	1.41	0	0	0	0	0
7	The Master Trust Bank of Japan, Ltd.as Trustee of Blackrock India Equity Fund	3179726	1.23	0	0	0	0	0
8	College Retirement Equities Fund-Stock Account	2785678	1.08					
9	Dimensional Emerging Markets Value Fund	2660586	1.03					
10	Blackrock India Equities Fund (Mauritius) Limited	2583437	1.00	0	0	0	0	0
	TOTAL	60596587	23.48	0	0	0	0	0



(I)(c)

ii) Statement showing holding of securities (including shares, warrants, convertible securities) of persons (together with PAC) belonging to the category "Public" and holding more than 5% of the total number of shares of the company

Sr. No.	Name(s) of the shareholder(s) and the Persons Acting in Concert (PAC) with them	Number of shares	Shares as a percentage of total number of shares (i.e., Grand Total (A)+(B)+(C) indicated in Statement at para (I)(a) above}	Details of warrants		Details of convertible securities		Total shares (including underlying shares assuming full conversion of warrants and convertible securities) as a % of diluted share capital
				Number of warrants	As a % total number of warrants of the same class	Number of convertible securities held	% w.r.t total number of convertible securities of the same class	
1	Life Insurance Corporation of India	16585134	6.43	0	0	0	0	0
TOTAL		16585134	6.43	0	0	0	0	0

(I)(d) Statement showing details of locked-in shares

Sr. No.	Name of the shareholder	Category of Shareholders (Promoter/Public)	Number of locked-in shares	Locked-in shares as a percentage of total number of shares (i.e., Grand Total (A)+(B)+(C) indicated in Statement at para (I)(a) above}
1	Aura Securities Pvt. Ltd.	Promoter	25550000	9.90
TOTAL			25550000	9.90

(II)(a) Statement showing details of Depository Receipts (DRs)


Sr. No.	Type of outstanding DR (ADRs, GDRs, SDRs, etc.)	Number of outstanding DRs	Number of shares underlying outstanding DRs	Shares underlying outstanding DRs as a percentage of total number of shares (i.e., Grand Total (A)+(B)+(C) indicated in Statement at para (I)(a) above}
1	GDRs	560472	560472	0.22
TOTAL		560472	560472	0.22

(II)(b) Statement showing holding of Depository Receipts (DRs), where underlying shares held by "promoter/promoter group" are in excess of 1% of the total number of shares

Sr. No.	Name of the DR Holder	Type of outstanding DR (ADRs, GDRs, SDRs, etc.)	Number of shares underlying outstanding DRs	Shares underlying outstanding DRs as a percentage of total number of shares (i.e., Grand Total (A)+(B)+(C) indicated in Statement at para (I)(a) above}
1	N.A.	N.A.	N.A.	N.A.
TOTAL				

(III)(a) Statement Showing the voting pattern of Shareholders, if more than one class of Shares/securities is issued by the issuer. - Not Applicable.

Not

For ARVIND LIMITED

Company Secretary