


(I)(a)

Statement showing Shareholding Pattern

Name of the Company: ARVIND LIMITED			
Scrip Code, Name of the scrip, class of security: 05090, ARVIND, EQUITY SHARES			
Quarter ended: 30th September, 2011			
Partly paid-up shares:-	No. of partly paid-up shares	As a % of total no. of partly paid-up shares	As a % of total no. of shares of the company
Held by promoter/promoters group	N.A	N.A	N.A
Held by public	N.A	N.A	N.A
<b>Total</b>	<b>N.A</b>	<b>N.A</b>	<b>N.A</b>
Outstanding convertible securities:-	No. of outstanding securities	As a % of total No. of outstanding convertible securities	As a % of total no. of shares of the company, assuming full conversion of the convertible securities
Held by promoter/promoter group	N.A	N.A	N.A
Held by public	N.A	N.A	N.A
<b>Total</b>	<b>N.A</b>	<b>N.A</b>	<b>N.A</b>
Warrants:-	No. of warrants	As a % of total no. of warrants	As a % of total no. of shares of the company, assuming full conversion of warrants
Held by promoter/ promoter group	N.A	N.A	N.A
Held by public	N.A	N.A	N.A
<b>Total</b>	<b>N.A</b>	<b>N.A</b>	<b>N.A</b>
<b>Total paid-up capital of the company assuming full conversion of warrants and convertible securities</b>	<b>N.A</b>		


For ARVIND LIMITED

  
 Company secretary

## ARVIND LIMITED

Category code	Category of shareholder	Number of shareholders	Total number of shares	Number of shares held in dematerialized form	Total shareholding as a percentage of total number of shares		Shares pledged or otherwise encumbered	
					As a percentage of (A+B)1	As a percentage of (A+B+C)	Number of Shares	As a percentage
(I)	(II)	(III)	(IV)	(V)	(VI)	(VII)	(VIII)	(IX)=(VIII)/(IV)*100
<b>(A)</b>	<b>Promoter and Promoter Group<sup>2</sup></b>							
<b>(1)</b>	<b>Indian</b>							
(a)	Individuals / Hindu Undivided Family	22	3322729	3322729	1.31	1.31	0	0.00
(b)	Central Government/ State Government(s)							
(c)	Bodies Corporate	14	107198734	107198734	42.20	42.11	455000	0.42
(d)	Financial Institutions/Banks							
(e)	Any Other (specify)							
	<b>Sub - Total (A)(1)</b>	<b>36</b>	<b>110521463</b>	<b>110521463</b>	<b>43.51</b>	<b>43.42</b>	<b>455000</b>	<b>0.41</b>
<b>(2)</b>	<b>Foreign</b>							
(a)	Individuals (Non-Resident Individuals/ Foreign Individuals)							
(b)	Bodies Corporate							
(c)	Institutions							
(d)	Any Other (specify)							
	<b>Sub - Total (A)(2)</b>	<b>0</b>	<b>0</b>	<b>0</b>	<b>0</b>	<b>0</b>	<b>0</b>	<b>0</b>
	<b>Total Shareholding of Promoter and Promoter Group (A)=A(1)+(A)(2)</b>	<b>36</b>	<b>110521463</b>	<b>110521463</b>	<b>43.51</b>	<b>43.42</b>	<b>455000</b>	<b>0.41</b>
<b>(B)</b>	<b>Public shareholding<sup>3</sup></b>						N.A.	N.A.
<b>(1)</b>	<b>Institutions</b>						N.A.	N.A.
(a)	Mutual Funds / UTI	47	28344488	28335384	11.16	11.13		
(b)	Financial Institutions/Banks	60	767576	760433	0.30	0.30		
(c)	Central Government/ State Government(s)							
(d)	Venture Capital Funds							
(e)	Insurance Companies	7	18452521	18452121	7.26	7.25		
(f)	Foreign Institutional Investors	106	32671761	32649854	12.86	12.83		
(g)	Foreign Venture Capital Investors							
(h)	Any Other (specify) Foreign Banks/IFCW	3	1213	963	0.00	0.00		
	<b>Sub - Total (B)(1)</b>	<b>223</b>	<b>80237559</b>	<b>80198755</b>	<b>31.59</b>	<b>31.52</b>		
<b>(2)</b>	<b>Non-Institutions</b>						N.A.	N.A.
(a)	Bodies Corporate	1736	9305484	9242426	3.66	3.66		
(b)	Individuals -							
	i. Individual shareholders holding nominal share capital up to Rs.1 lakh	163032	40795237	37487438	16.06	16.03		
	ii. Individual shareholders holding nominal share capital in excess of Rs. 1 lakh.	314	11731101	11684111	4.62	4.61		
(c)	Any Other (specify)							
(ci)	NRIs/OCBs	1334	1424705	1358074	0.56	0.56		
	<b>Sub - Total (B)(2)</b>	<b>166416</b>	<b>63256527</b>	<b>59772049</b>	<b>24.90</b>	<b>24.85</b>		
	<b>Total Public Shareholding (B) = (B)(1) + (B)(2)</b>	<b>166639</b>	<b>143494086</b>	<b>139970804</b>	<b>56.49</b>	<b>56.37</b>	<b>0</b>	<b>0</b>
	<b>Total (A) + (B)</b>	<b>166675</b>	<b>254015549</b>	<b>250492267</b>	<b>100.00</b>	<b>99.79</b>	<b>455000</b>	<b>0.18</b>
<b>(C)</b>	<b>Shares held by Custodians and against which Depository Receipts have been issued.</b>							
(1)	Promoter and Promoter Group							
(2)	Public	2	544492	529492	0.00	0.21	0	0
	<b>GRAND TOTAL (A)+(B)+(C)</b>	<b>166677</b>	<b>254560041</b>	<b>251021759</b>	<b>100.00</b>	<b>100.00</b>	<b>455000</b>	<b>0.18</b>

For ARVIND LIMITED



Company secretary

**ARVIND LIMITED**

**(I)(b) Statement showing shareholding of persons belonging to the category "Promoter and Promoter Group" for the quarter ended on 30.9.2011.**

Sr. No.	Name of the Shareholder	Total Shares held		Shares pledged or otherwise encumbered		
		Number	As % of grand total (A)+(B)+(C)	Number	As a percentage	As a % of grand total (A)+(B)+(C) of sub-clause (I)(a)
(I)	(II)	(III)	(IV)	(V)	(VI)=(V)/(III)* 100	(VII)
As per statement attached herewith.						
<b>TOTAL</b>						

**(I)(c) Statement showing shareholding of persons belonging to the category "Public and holding more than 1% of the total number of shares" for the quarter ended on 30.9.2011.**

Sr. No.	Name of the Shareholder	Number of Shares	Shares as a percentage of total number of shares (i.e., Grand Total (A)+(B)+(C) indicated in Statement at para (I)(a) above)
1	Life Insurance Corporation of India	16558953	6.50
2	Government Pension Fund Global	10875821	4.27
3	IDFC Premier Equity Fund	8466557	3.33
4	DSP Blackrock Equity Fund	5247454	2.06
5	DSP Blackrock Small & Mid Cap Fund	3653318	1.44
6	HDFC Trustee Company Limited- HDFC Prudence Fund	3558401	1.40
7	The Master Trust Bank of Japan, Ltd.as Trustee of Blackrock India Equity Fund	3179726	1.25
<b>TOTAL</b>		<b>51540230</b>	<b>20.25</b>

**(I)(d) Statement showing details of locked-in shares for the quarter ended on 30.9.2011.**

Sr. No.	Name of the Shareholder	Category of Shareholders (Promoters/ Public)	Number of locked-in shares	Locked-in Shares as a percentage of total no. of Shares (i.e., Grand Total (A)+(B)+(C) indicated in Statement at para (I)(a) above)
1	Aura Securities Pvt. Ltd.	Promoters	25550000	10.04
<b>TOTAL</b>			<b>25550000</b>	<b>10.04</b>

**(II)(a) Statement showing details of Depository Receipts (DRs) for the quarter ended on 30.9.2011.**

Sr. No.	Type of outstanding DR(ADRs, GDRs, SDRs, etc.	Number of outstanding DRs	Number of shares underlying outstanding DRs	Shares underlying outstanding DRs as a percentage of total number of shares (i.e. Grand Total (A)+(B)+(C) indicated in Statement at para (I)(a) above)
1	GDRs	544492	544492	0.21
<b>TOTAL</b>				

**(II)(b) Statement showing holding of Depository Receipts (DRs), where underlying shares held by "promoter/ promoter group" are in excess of 1% of the total number of shares for the quarter ended on 30.9.2011.**

Sr. No.	Name of the DR Holder	Type of outstanding DR (ADRs, GDRs, SDRs etc.)	Number of shares underlying outstanding DRs	Shares underlying outstanding DRs as a percentage of total number of shares (i.e. Grand Total (A)+(B)+(C) indicated in Statement at para (I)(a) above)
1	N.A	N.A	N.A	N.A
<b>TOTAL</b>				

**(III)(a) Statement showing the voting pattern of shareholders, if more than one class of shares/securities is issued by the issuer.**

(Give description of voting rights for each class of security.) Not Applicable.

For ARVIND LIMITED


*Ashu*  
Company secretary

**ARVIND LIMITED**

**(I)(b) Statement showing shareholding of persons belonging to the category "Promoter and Promoter Group" for the quarter ended on 30.9.2011.**

Sr. No.	Name of the Shareholder	Total Shares held		Shares pledged or otherwise encumbered		
		Number	As % of grand total (A)+(B)+(C)	Number	As a percentage	As a % of grand total (A)+(B)+(C) of sub-clause (I)(a)
(I)	(II)	(III)	(IV)	(V)	(VI)=(V)/(III)* 100	(VII)
1	Aura Securities Pvt. Ltd.	85238882	33.48	455000	0.53	0.18
2	Shwetratna Trading and Investments Pvt. Ltd.	6600000	2.59		0.00	0.00
3	AML Employees' Welfare Trust	6327624	2.49		0.00	0.00
4	Atul Limited	4127471	1.62		0.00	0.00
5	Sanjaybhai Shrenikbhai Lalbhai	3000152	1.18		0.00	0.00
6	Amazon Investments Private Limited	1792158	0.70		0.00	0.00
7	Aeon Investments Private Limited	1004200	0.39		0.00	0.00
8	Anubhav Investments Pvt. Limited	996815	0.39		0.00	0.00
9	Acropolis Investments Pvt. Limited	439199	0.17		0.00	0.00
10	Anshuman Holdings Private Limited	272140	0.11		0.00	0.00
11	Agrimore Limited	175000	0.07		0.00	0.00
12	Samvegbhai Arvindbhai Lalbhai	213395	0.08		0.00	0.00
13	Adore Investments Private Limited	130995	0.05		0.00	0.00
14	Amardeep Holdings Private Limited	94250	0.04		0.00	0.00
15	Hansaben Niranjanbhai Lalbhai	36432	0.01		0.00	0.00
16	Anamikaben Samvegbhai Lalbhai	35636	0.01		0.00	0.00
17	Saumya Samvegbhai Lalbhai	20000	0.01		0.00	0.00
18	Maniniben Niranjanbhai	5402	0.00		0.00	0.00
19	Swati S Lalbhai	5337	0.00		0.00	0.00
20	Punit Sanjaybhai	3714	0.00		0.00	0.00
21	Shrenikbhai Kasturbhai Lalbhai	1414	0.00		0.00	0.00
22	Vimlaben S Lalbhai	970	0.00		0.00	0.00
23	Sanjaybhai Shrenikbhai Lalbhai	100	0.00		0.00	0.00
24	Sheth Arvindbhai Narottambhai	88	0.00		0.00	0.00
25	Jayshreeben Sanjaybhai Lalbhai	77	0.00		0.00	0.00
26	Kalpanaben Shripalbai Morakhia	12	0.00		0.00	0.00
	<b>Total</b>	<b>110521463</b>	<b>43.42</b>	<b>455000</b>	<b>0.41</b>	<b>0.18</b>

For ARVIND LIMITED

  
Company secretary